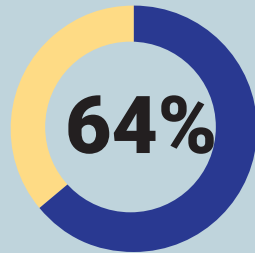


# SOAR WORKS 2015 OUTCOMES

## Initial Applications

**3,971**  
approvals



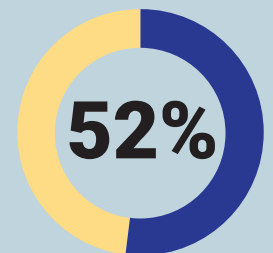
approval rate



**81**  
average days  
to decision

## Appeals

**698**  
approvals



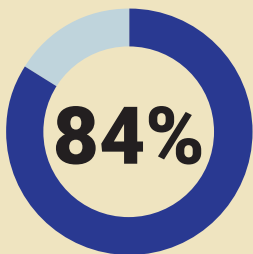
approval rate



**82**  
average days  
to decision

## Top 10 States\*

\*Ranking based on approval rates. Inclusion in ranking required reporting in 2015 and at least 100 cumulative decisions.



average approval  
rate for the Top 10!

1. Pennsylvania
2. Tennessee
3. Maryland
4. North Carolina
5. Arkansas



6. Kansas
7. Rhode Island
8. Alabama
9. Oregon
10. Nevada

## Cumulative Outcomes



**27,226**

initial application  
approvals since 2006



**65%**

cumulative approval rate  
since 2006



**31,248**

individuals have gained  
access to Social Security  
benefits using SOAR  
(initial applications and appeals combined)