



Recovery Oriented System of Care Committee

Agenda

May 20, 2020

Chairperson: Commissioner Lois Wexler

Welcome & Introductions – Commissioner Lois Wexler

- I.** Review February 19, 2020 Minutes for Approval
- II.** CEO Updates – Silvia Quintana
- III.** Utilization Management/Operative Report – Elida Segrera
 - Impact of COVID-19 by Level of Care – Jennifer Brahman
 - Status of:
 - i.* Drop-in & Clubhouses
 - ii.* Shelters
 - iii.* Residentials
 - iv.* CSU/DETOX/Acute Care
- IV.** Centralized Receiving System Report/Presentation – Pam Galan
- V.** Public Comments
- VI.** Adjournment

Next Meeting: June 17, 2020

BBHC's Office, 3521 W. Broward Blvd., Lauderhill, FL (Suite 206)

Recovery Oriented System of Care Meeting
CRS Report – April 2020

Data/Outcome Measures (monthly/Inception)

⊗ All data is specific to the Centralized Receiving Center, except for Total # served, which includes the Drop-Off Sites ⊗

*Total # served:	484/18,431	# Memorial Served:	87/4,338	# Served by BARC :	5/187	# Served by CSU:	9/197
# served at CRC:	383/13,709	# seen at Comm. Court:	0/151	Hosp. Diversion Rate:	94%/96%	% of clients linked to Community Resources:	99%/99%
# of SOAR Apps:	6/290	# of MOU (FY):	1	# of SPDAT (FY):	9/1,587	% of LEO processed in < 10 mins :	100%/97%
# of HCH Opioid Referrals:	0/204	Estimated savings to the Legal System:	~\$6.7 Mil	Estimated savings to the BH System:	~\$21.6 Mil		

** Estimated savings to the legal system (info provided Lt. Colonel J. Reyes): average bed day cost is \$143.43/day: 1,189X143.43= \$170,538.27. ALOS is 39 days for general inmate population; it tends to be longer for mental health so this is a very conservative estimate: \$170,538.27X39= **\$6,650,992.53**.

*** Estimated savings to the BH System(YTD): \$10,000 average cost per psych hosp. stay. 2,163X10,000= **\$21,630,000**

Community Education/Outreach*

Community Presentation/ Collaborative Meetings :	2	Attempted Contacts:	0	LE Education/ Roll Calls:	0
---	----------	----------------------------	----------	----------------------------------	----------

* Due to the severity of the COVID-19 pandemic and its social and economic impacts, all meetings and presentations have been canceled to help protect the health and safety of those involved.

LE Education/Roll Calls: none

Community Presentation/Collaborative Meetings: Judge Singer Meeting, CIT Collaborative Meeting (cancelled due to COVID-19)

Scheduled: pending

Referral Sources (monthly/Inception)

Law Enforcement:	13/1,189	Hospital:	36/2,163	Walk-In:	308/8,396	BARC:	7/338	Other:	19/133
-------------------------	-----------------	------------------	-----------------	-----------------	------------------	--------------	--------------	---------------	---------------

Breakdown

Referral Sources (monthly/Inception)

Hospitals:

BH-BG	5/425	HBH-CSU	0/40	Memorial Reg.	3/827
BH-IPMC	5/112	UPH	9/115	MRH-Pemb	0/4
BH-North	1/8	Plantation	3/55	MRH-Miramar	0/5
FMC	9/212	Westside Reg.	0/3	MRH-West	0/2
FT. Laud	6/236	Cleveland	0/1	MRH-South	0/10
Holy Cross	0/26	BARC	0/190	Coral Spgs	0/5
Larkin	1/35	Northwest	0/5	Out of County	2/15

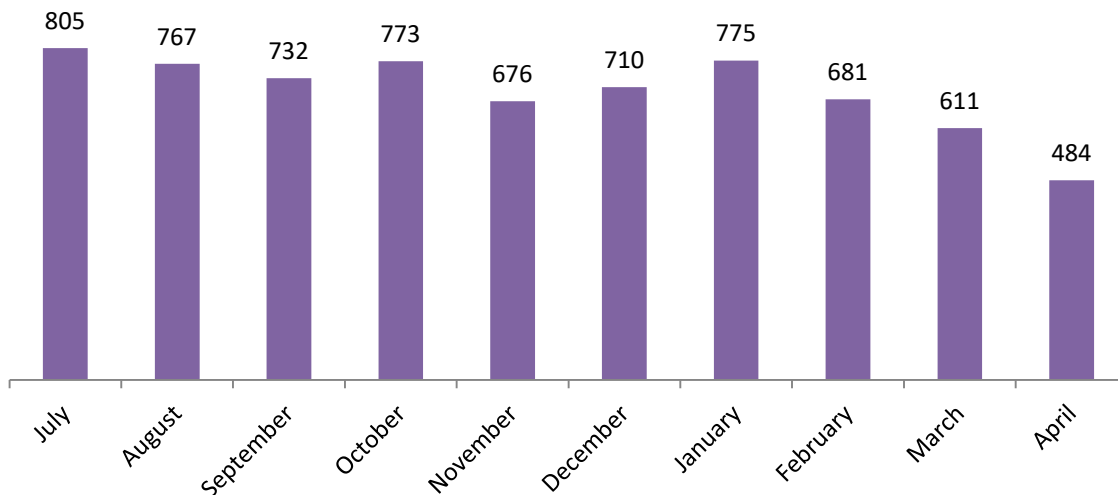
Law Enforcement:

Ft. Laud	4/357	Wilton Manors	0/11	Coral Springs	0/33
BSO	6/557	Hallandale	0/14	Coconut Creek	0/10
Margate	0/40	Hollywood	0/12	Davie	0/15
Plantation	1/29	Sunrise	1/27	Miramar	0/3
Lauderhill	1/76	Pemb. Pines	0/1	Seminole	0/3

BSO Breakdown:

Airport	0/2	Laud by Sea	0/7	Pompano Bch	0/62
Coop. City	1/5	L. Lakes	2/85	Port Everglades	0/1
Court	0/2	N. Lauderdale	0/13	Tamarac	2/49
Dania	0/7	Oak Park	0/23	Unincorp.	1/27
Deerfield	0/13	Parkland	0/0	Weston	0/2
Jail	0/199	Pemb. Park	0/1		

Monthly Client Volume (FY 19-20)



CRS Quarterly Report January-March 2020

Data/Outcome Measures

⊗ All data is specific to the Centralized Receiving Center, except for Total # served, which includes the Drop-Off Sites ⊗

*Total # served:	2,067	# Memorial Referred:	352	# Referred by BARC :	13	# Referred by CSU:	19
# served at CRC:	1,683	Hosp. Diversion Rate:	97%	% of clients linked to Community Resources:	99%	% of LEO processed in < 10 mins :	90%
# of SOAR Apps:	23	# of MOU (FY):	1	# of SPDAT:	116	# of HCH Opioid Referrals:	25
Estimated savings to the BH System***:	~\$2.4 Mil	Estimated savings to the Legal System**:	~\$403,000				

** Estimated savings to the legal system (info provided Lt. Colonel J. Reyes): average bed day cost is \$143.43/day: 72 X \$143.43 = \$10,326.96. ALOS is 39 days for general inmate population; it tends to be longer for mental health so this is a very conservative estimate: \$10,326.96 X 39 days = **\$402,751.44**

*** Estimated savings to the BH System(YTD): \$10,000 average cost per psych hosp. stay. 241 X \$10,000= **\$2,410,000**

Referral Sources

Law Enforcement:	72	Hospital:	241	Walk-In:	1,226	BARC:	41	Other:	103
-------------------------	-----------	------------------	------------	-----------------	--------------	--------------	-----------	---------------	------------

CRS Quarterly Report January-March 2020

Data/Outcome Measures

Performance Measure #1

Reduce drop off processing time by law enforcement officers for admission to crisis services.

Goal: There will be less than a 10 minute turnaround time for at least 85% of transports to the CRC.

Outcome: 90%

Performance Measure #2

Increase participant access to community-based behavioral health services after referral.

Goal: 75% of persons presenting to CRC will be linked to community-based behavioral health services.

Outcome: 99%

Performance Measure #3

Reduce numbers of individuals admitted to a state mental health treatment facility through improved services and care coordination.

Goal: Broward County will experience a minimum 5% reduction in the number of residents being admitted to a state mental health treatment facility.

Outcome: Not Applicable

Performance Measure #4

Increase the number of partnerships formed as demonstrated by formal Memoranda of Understanding/Letters of Commitment, including partnerships about the exchange of information and data related to the target population.

Goal: Two (2) additional partnerships will be formed annually to benefit program participants, as measured by Memoranda of Understanding/Letters of Commitment.

Outcome: 1 Completed; As of Q3 FY 2019-2020 (January-March 2020), The CRS has formed 1 community partnership.

Performance Measure #5

Increase the number of benefit applications submitted by the CRS Benefit Specialists.

Goal: One hundred (100) Benefit applications will be submitted annually to the SSA utilizing the SOAR process.

Outcome: 23 SOAR applications were submitted this Quarter with a total of 57 SOAR applications submitted this year.

Recovery Oriented System of Care Meeting
CRS Report – February 2020

Data/Outcome Measures (monthly/Inception)

⊗ All data is specific to the Centralized Receiving Center, except for Total # served, which includes the Drop-Off Sites ⊗

*Total # served:	<u>678/17,333</u>	# Memorial Served:	<u>103/4,139</u>	# Served by BARC :	<u>4/175</u>	# Served by CSU:	<u>8/183</u>
# served at CRC:	<u>563/12,836</u>	# seen at Comm. Court:	<u>10/146</u>	Hosp. Diversion Rate:	<u>96%/97%</u>	% of clients linked to Community Resources:	<u>99%/98%</u>
# of SOAR Apps:	<u>6/273</u>	# of MOU (FY):	<u>1</u>	# of SPDAT (FY):	<u>39/1,545</u>	% of LEO processed in < 10 mins :	<u>84%/90%</u>
# of HCH Opioid Referrals:	<u>9/198</u>	Estimated savings to the Legal System:	<u>~\$6.5 Mil</u>	Estimated savings to the BH System:	<u>~\$20.6 Mil</u>		

** Estimated savings to the legal system (info provided Lt. Colonel J. Reyes): average bed day cost is \$143.43/day: 1,155X143.43= \$165,661.65. ALOS is 39 days for general inmate population; it tends to be longer for mental health so this is a very conservative estimate: \$165,661.65X39= **\$6,460,804.35.**

*** Estimated savings to the BH System(YTD): \$10,000 average cost per psych hosp. stay. 2,056X10,000= **\$20,560,000**

Community Education/Outreach

Community Presentation/ Collaborative Meetings :	<u>2</u>	Attempted Contacts:	<u>0</u>	LE Education/ Roll Calls:	<u>1</u>
---	----------	----------------------------	----------	----------------------------------	----------

LE Education/Roll Calls: CIT site visit

Community Presentation/Collaborative Meetings: FMC presentation, HBH to host CIT

Scheduled: Lauderdale PD Roll Call

Referral Sources (monthly/Inception)

Law Enforcement:	<u>25/1,155</u>	Hospital:	<u>83/2,056</u>	Walk-In:	<u>409/7,736</u>	BARC:	<u>15/320</u>	Other:	<u>31/79</u>
-------------------------	-----------------	------------------	-----------------	-----------------	------------------	--------------	---------------	---------------	--------------

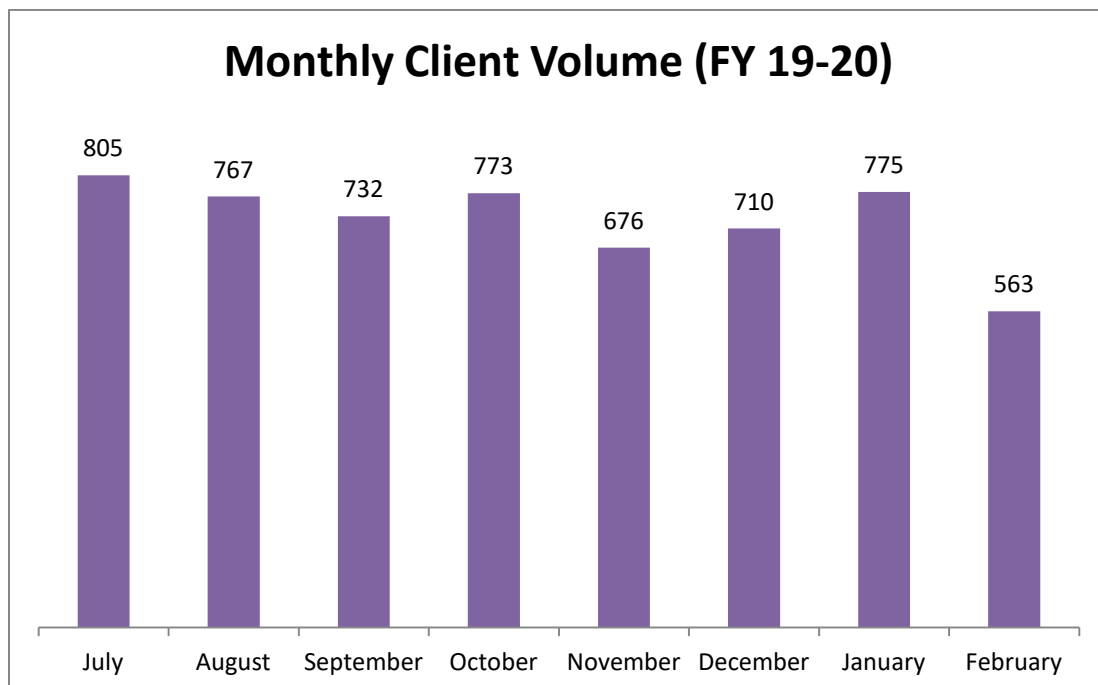
Breakdown

Referral Sources (monthly/Inception)

Hospitals:			
BH-BG	11/408	HBH-CSU	1/40
BH-IPMC	8/100	UPH	5/93
BH-North	2/24	Plantation	6/50
FMC	12/194	Westside Reg.	0/3
FT. Laud	12/224	Cleveland	0/1
Holy Cross	0/26	BARC	0/190
Larkin	1/31	Northwest	0/5
Memorial Reg.	26/811		
MRH-Pemb	0/3		
MRH-Miramar	0/5		
MRH-West	0/2		
MRH-South	0/10		
Coral Spgs	0/5		
Out of County	0/11		

Law Enforcement:			
Ft. Laud	8/348	Wilton Manors	1/11
BSO	6/543	Hallandale	0/14
Margate	3/39	Hollywood	0/12
Plantation	1/26	Sunrise	6/23
Lauderhill	0/73	Pemb. Pines	0/1
Coral Springs	1/33		
Coconut Creek	0/10		
Davie	0/15		
Miramar	0/3		
Seminole	0/3		

BSO Breakdown:			
Airport	0/2	Laud by Sea	0/7
Coop. City	0/4	L. Lakes	3/82
Court	0/2	N. Lauderdale	0/12
Dania	0/7	Oak Park	0/23
Deerfield	0/13	Parkland	0/0
Jail	0/199	Pemb. Park	0/1
Pompano Bch	2/62		
Port Everglades	0/1		
Tamarac	1/43		
Unincorp.	0/25		
Weston	0/1		



Recovery Oriented System of Care Meeting
CRS Report – March 2020

Data/Outcome Measures (monthly/Inception)

⊗ All data is specific to the Centralized Receiving Center, except for Total # served, which includes the Drop-Off Sites ⊗

*Total # served:	611/17,947	# Memorial Served:	112/4,251	# Served by BARC :	7/182	# Served by CSU:	5/188
# served at CRC:	487/13,326	# seen at Comm. Court:	5/151	Hosp. Diversion Rate:	99%/98%	% of clients linked to Community Resources:	99%/99%
# of SOAR Apps:	11/284	# of MOU (FY):	1	# of SPDAT (FY):	33/1,578	% of LEO processed in < 10 mins :	95%/93%
# of HCH Opioid Referrals:	6/204	Estimated savings to the Legal System:	~\$6.6 Mil	Estimated savings to the BH System:	~\$21.3 Mil		

** Estimated savings to the legal system (info provided Lt. Colonel J. Reyes): average bed day cost is \$143.43/day: 1,176X143.43= \$168,673.68. ALOS is 39 days for general inmate population; it tends to be longer for mental health so this is a very conservative estimate: \$168,673.68X39= **\$6,578,273.52**.

*** Estimated savings to the BH System(YTD): \$10,000 average cost per psych hosp. stay. 2,127X10,000= **\$21,270,000**

Community Education/Outreach

Community Presentation/ Collaborative Meetings :	0	Attempted Contacts:	0	LE Education/ Roll Calls:	2
---	---	------------------------	---	------------------------------	---

LE Education/Roll Calls: Lauderhill PD Roll Call (4)

Community Presentation/Collaborative Meetings: CIT Collaborative Meeting (cancelled due to COVID-19)

Scheduled: pending

Referral Sources (monthly/Inception)

Law Enforcement:	21/1,176	Hospital:	71/2,127	Walk-In:	349/8,088	BARC:	11/331	Other:	35/114
---------------------	----------	-----------	----------	----------	-----------	-------	--------	--------	--------

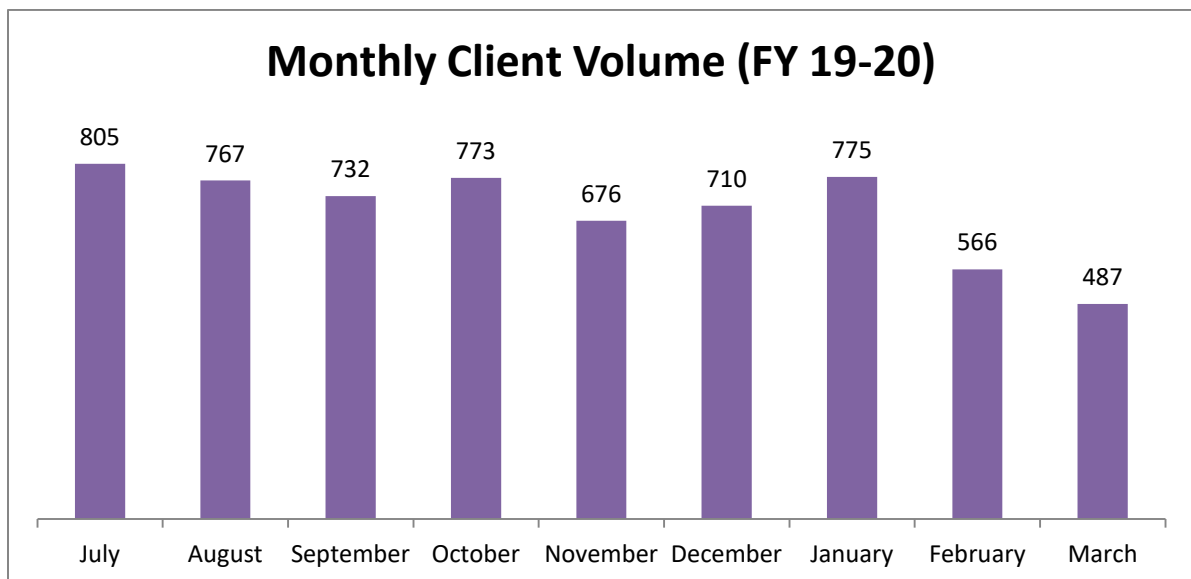
Breakdown

Referral Sources (monthly/Inception)

Hospitals:			
BH-BG	12/420	HBH-CSU	0/40
BH-IPMC	7/107	UPH	13/106
BH-North	3/27	Plantation	2/52
FMC	9/203	Westside Reg.	0/3
FT. Laud	6/230	Cleveland	0/1
Holy Cross	0/26	BARC	0/190
Larkin	3/34	Northwest	0/5
Memorial Reg.	13/824		
MRH-Pemb	1/4		
MRH-Miramar	0/5		
MRH-West	0/2		
MRH-South	0/10		
Coral Spgs	0/5		
Out of County	2/13		

Law Enforcement:			
Ft. Laud	5/353	Wilton Manors	0/11
BSO	8/551	Hallandale	0/14
Margate	1/40	Hollywood	0/12
Plantation	2/28	Sunrise	3/26
Lauderhill	2/75	Pemb. Pines	0/1
Coral Springs	0/33		
Coconut Creek	0/10		
Davie	0/15		
Miramar	0/3		
Seminole	0/3		

BSO Breakdown:			
Airport	0/2	Laud by Sea	0/7
Coop. City	0/4	L. Lakes	1/83
Court	0/2	N. Lauderdale	1/13
Dania	0/7	Oak Park	0/23
Deerfield	0/13	Parkland	0/0
Jail	0/199	Pemb. Park	0/1
Pompano Bch	0/62		
Port Everglades	0/1		
Tamarac	4/47		
Unincorp.	1/26		
Weston	1/2		



Competency Restoration Training Report 2020	
Total enrollment	228
Re-evaluation Summary	
Re-evaluations Completed during the month	0
Re-evaluation Reports in progress	2
Completed reports submitted	0
Re-evaluation Completed Reports - Detail	
Re-evaluation Reports - Client Restored to Competency	0
Re-evaluations Reports - Client NOT Restored to Competency	0
Re-evaluation Reports with Validity/Efforts Issues (malingering)	0
Re-evaluation reports - ITP -Potentially Non-Restorable	0
total	0

Court Status For Completed Re-evaluations			
	Cases addressed in Court	Additional Evaluation ordered by the court (case ongoing)	Final Adjudication
January	7	3	1
February	3	1	2
March	0	0	0
April	0	0	0
May			
June			
July			
August			
September			
October			
November			
December			

Competency Restoration Training Report 2020	
Total enrollment	232
Re-evaluation Summary	
Re-evaluations Completed during the month	1
Re-evaluation Reports in progress	2
Completed reports submitted	1
Re-evaluation Completed Reports - Detail	
Re-evaluation Reports - Client Restored to Competency	1
Re-evaluations Reports - Client NOT Restored to Competency	0
Re-evaluation Reports with Validity/Efforts Issues (malingering)	0
Re-evaluation reports - ITP -Potentially Non-Restorable	0
total	1

Court Status For Completed Re-evaluations			
	Cases addressed in Court	Additional Evaluation ordered by the court (case ongoing)	Final Adjudication
January	7	3	1
February	3	1	2
March			
April			
May			
June			
July			
August			
September			
October			
November			
December			

Competency Restoration Training Report 2020	
Total enrollment	228
Re-evaluation Summary	
Re-evaluations Completed during the month	1
Re-evaluation Reports in progress	1
Completed reports submitted	1
Re-evaluation Completed Reports - Detail	
Re-evaluation Reports - Client Restored to Competency	1
Re-evaluations Reports - Client NOT Restored to Competency	0
Re-evaluation Reports with Validity/Efforts Issues (malingering)	0
Re-evaluation reports - ITP -Potentially Non-Restorable	0
total	1

Court Status For Completed Re-evaluations			
	Cases addressed in Court	Additional Evaluation ordered by the court (case ongoing)	Final Adjudication
January	7	3	1
February	3	1	2
March	0	0	0
April			
May			
June			
July			
August			
September			
October			
November			
December			

BBHC Detoxification Services and CSU Utilization Report –February 2020

SA Detoxification Programs Bed Count (February 2020)		
Provider Name	Total Licensed Beds	Total BBHC funded beds
BARC SA Detox	50	9
OP Detoxification Programs Slot Count (February 2020)		
Provider Name	Total Licensed Slots	Total BBHC funded slots
Memorial Hospital SA Detox (OP Detox)	12 (Slots)	12 (Slots)
Henderson Behavioral Health (CSU-Detox)	2	2
Detoxification Services are provided on an OP basis		
Crisis Stabilization Programs Bed Count (February 2020)		
Provider Name	Total Licensed Beds	Total BBHC funded beds/slots
Broward Health Medical Center (CSU)	83	8
Memorial Hospital	53	0
Henderson Behavioral Health (CSU)	21	16

SA Detoxification and CSU Programs Census (February 2020)			
Provider Name	BBHC Funded Beds	Percentage of Beds Utilized	Number of Clients Served
BARC SA Detox	9	120%	84
Broward Health Medical Center (CSU)**	8	234%	76
Henderson Behavioral Health (CSU) and Detox	18	113%	59
Provider Name	BBHC Funded Slots	Percentage of Slots Utilized	Number of Clients Served
Memorial Hospital SA Detox (OP Detox)	12	100%	12
Detoxification Services are provided on an OP basis			
BARC Referrals (February 2020)			
Memorial Hospital	2		
FTL Behavioral Health Center	5		
Broward Health Medical Center	16		
Larkin	2		
FMC	0		

** As of March 1, 2020 Broward Health Medical Center will be increase the purchased beds to 11 beds from the current purchased amount of 8 beds.

BBHC Detoxification Services and CSU Utilization Report –February 2020

SA Detoxification and CSU Wait List <i>(February 2020)</i>		
Provider Name	Wait List	Comments
BARC SA Detox	Do not have a wait list for these services	BARC performs a visual observation of all consumers seeking a detox admission in order to gain information regarding their suitability for admission as well as to determine the need for immediate emergency intervention. BARC will refer to Fort Lauderdale and Broward Health Medical Center based on the urgency of the consumer's needs. Consumers who are stable and whom there is no available bed will receive a consultation with a RN and provided with a Resource Packet which contains information on maintaining their safety and other treatment sites that they may pursue. Consumers may continue to check in at BARC to check on bed availability status if they choose to.
Broward Health Medical Center (CSU)	Do not have a wait list for these services	Every client is being screened and if needing the service, they will provide it. If not will be referred to the appropriate service
Henderson Behavioral Health (CSU and Detox)	Do not have a wait list for these services	Every client is being screened and if needing the service, and they do not have a bed, the clients will be transported to the nearest Receiving Facility
Memorial Hospital (OP Detox)	They do not have a wait list at this time	They do have Policies and Procedures to maintain one if/when the need arises.

BBHC Detoxification Services and CSU Utilization Report –January 2020

SA Detoxification Programs Bed Count (January 2020)		
Provider Name	Total Licensed Beds	Total BBHC funded beds
BARC SA Detox	50	9
OP Detoxification Programs Slot Count (January 2020)		
Provider Name	Total Licensed Slots	Total BBHC funded slots
Memorial Hospital SA Detox (OP Detox)	12 (Slots)	12 (Slots)
Henderson Behavioral Health (CSU-Detox)	2	2
Detoxification Services are provided on an OP basis		
Crisis Stabilization Programs Bed Count (January 2020)		
Provider Name	Total Licensed Beds	Total BBHC funded beds/slots
Broward Health Medical Center (CSU)	83	8
Memorial Hospital	53	0
Henderson Behavioral Health (CSU)	21	16

SA Detoxification and CSU Programs Census (December 2019)			
Provider Name	BBHC Funded Beds	Percentage of Beds Utilized	Number of Clients Served
BARC SA Detox	9	174%	107
Broward Health Medical Center (CSU)	8	184%	76
Henderson Behavioral Health (CSU) and Detox	18	117%	47
Provider Name	BBHC Funded Slots	Percentage of Slots Utilized	Number of Clients Served
Memorial Hospital SA Detox (OP Detox)	12	100%	12
Detoxification Services are provided on an OP basis			
BARC Referrals (January 2020)			
Memorial Hospital	0		
FTL Behavioral Health Center	4		
Broward Health Medical Center	18		
Larkin	0		
FMC	0		

BBHC Detoxification Services and CSU Utilization Report –January 2020

SA Detoxification and CSU Wait List <i>(January 2020)</i>		
Provider Name	Wait List	Comments
BARC SA Detox	Do not have a wait list for these services	BARC performs a visual observation of all consumers seeking a detox admission in order to gain information regarding their suitability for admission as well as to determine the need for immediate emergency intervention. BARC will refer to Fort Lauderdale and Broward Health Medical Center based on the urgency of the consumer's needs. Consumers who are stable and whom there is no available bed will receive a consultation with a RN and provided with a Resource Packet which contains information on maintaining their safety and other treatment sites that they may pursue. Consumers may continue to check in at BARC to check on bed availability status if they choose to.
Broward Health Medical Center (CSU)	Do not have a wait list for these services	Every client is being screened and if needing the service, they will provide it. If not will be referred to the appropriate service
Henderson Behavioral Health (CSU and Detox)	Do not have a wait list for these services	Every client is being screened and if needing the service, and they do not have a bed, the clients will be transported to the nearest Receiving Facility
Memorial Hospital (OP Detox)	They do not have a wait list at this time	They do have Policies and Procedures to maintain one if/when the need arises.

BBHC Detoxification Services and CSU Utilization Report –March 2020

SA Detoxification Programs Bed Count (March 2020)		
Provider Name	Total Licensed Beds	Total BBHC funded beds
BARC SA Detox	50	9
OP Detoxification Programs Slot Count (March 2020)		
Provider Name	Total Licensed Slots	Total BBHC funded slots
Memorial Hospital SA Detox (OP Detox)	12 (Slots)	12 (Slots)
Henderson Behavioral Health (CSU-Detox)	2	2
Detoxification Services are provided on an OP basis		
Crisis Stabilization Programs Bed Count (March 2020)		
Provider Name	Total Licensed Beds	Total BBHC funded beds/slots
Broward Health Medical Center (CSU)	83	11
Memorial Hospital	53	0
Henderson Behavioral Health (CSU)	21	16

SA Detoxification and CSU Programs Census (March 2020)			
Provider Name	BBHC Funded Beds	Percentage of Beds Utilized	Number of Clients Served
BARC SA Detox	9	64%	49
Broward Health Medical Center (CSU)**	11	174%	73
Henderson Behavioral Health (CSU) and Detox	18	123%	62
Provider Name	BBHC Funded Slots	Percentage of Slots Utilized	Number of Clients Served
Memorial Hospital SA Detox (OP Detox)	12	100%	12
Detoxification Services are provided on an OP basis			
BARC Referrals (March 2020)			
Memorial Hospital	1		
FTL Behavioral Health Center	9		
Broward Health Medical Center	15		
Larkin	0		
FMC	0		

** As of March 1, 2020 Broward Health Medical Center will be increase the purchased beds to 11 beds from the current purchased amount of 8 beds.

*** COVID 19 affected admission as of 3/20/2020.

BBHC Detoxification Services and CSU Utilization Report –March 2020

SA Detoxification and CSU Wait List <i>(March 2020)</i>		
Provider Name	Wait List	Comments
BARC SA Detox	Do not have a wait list for these services	BARC performs a visual observation of all consumers seeking a detox admission in order to gain information regarding their suitability for admission as well as to determine the need for immediate emergency intervention. BARC will refer to Fort Lauderdale and Broward Health Medical Center based on the urgency of the consumer's needs. Consumers who are stable and whom there is no available bed will receive a consultation with a RN and provided with a Resource Packet which contains information on maintaining their safety and other treatment sites that they may pursue. Consumers may continue to check in at BARC to check on bed availability status if they choose to.
Broward Health Medical Center (CSU)	Do not have a wait list for these services	Every client is being screened and if needing the service, they will provide it. If not will be referred to the appropriate service
Henderson Behavioral Health (CSU and Detox)	Do not have a wait list for these services	Every client is being screened and if needing the service, and they do not have a bed, the clients will be transported to the nearest Receiving Facility
Memorial Hospital (OP Detox)	They do not have a wait list at this time	They do have Policies and Procedures to maintain one if/when the need arises.

BBHC-Utilization Management Report

May-20

COVID-19 Impact on Service Units			
Level of Care	Monthly Average units served Month	Monthly Average units served Month	Variation between units served
Crisis Stabilization	1,052	944	-10%
Inpatient	17	11	-35%
Residential Level 1	1,051	675	-36%
Residential Level 2	3,889	3,541	-9%
Residential Level 3	2,154	2,201	2%
Residential Level 4	657	570	-13%
Short-term Residential TX	334	322	-4%
Substance Abuse Detoxification	471	303	-36%
FACT	652	1,516	133%
FMT	571	274	-52%
CAT	558	659	18%
FIT	887	612	-31%
MIR	12,799	12,812	0%
SOR	5,859	2,473	-58%

BBHC-Utilization Management Report

May-20

COVID-19 Impact on Clients Served			
Level of Care	Monthly Average clients provided Month	Monthly Average clients provided Month	Variation between clients served
Crisis Stabilization	144	115	-20%
Inpatient	5	3	-35%
Residential Level 1	49	32	-34%
Residential Level 2	369	343	-7%
Residential Level 3	101	94	-7%
Residential Level 4	24	23	-5%
Short-term Residential TX	334	322	-4%
Substance Abuse Detoxification	471	303	-36%
FACT	90	104	16%
FMT	49	50	2%
CAT	45	49	9%
FIT	31	20	-35%
MIR	3,084	2,944	-5%
SOR	296	198	-33%

Reporting Month: April

	Referrals	Approved by SAO	Denied by SAO	Pending victim approval	Pending	Clients Evaluated	Evaluated from Previous Process	Enrolled
December-20	11	5	5	0	0	3	1	4
January-20	11	2	5	2	1	2	0	3
February-20	12	7	2	0	3	1	1	5
March-20	5	3	0	2	0	1	1	7
April-20	0	0	0	0	0	1	0	0
May-20					0			
June-20					0			
July-20					0			
August-20					0			
September-20					0			
October-20					0			
November-20					0			
December-20								
TOTALS	39	17	12	4	4	8	3	19

Total # enrolled in PAD	Graduated
68	8
68	5
73	0
70	1
62	8
68	22

(average enrollment)

2
0
6
2
-1

Reporting Month: March

	Referrals	Approved by SAO	Denied by SAO	Pending victim approval	Pending	Clients Evaluated	Enrolled	Enrolled from previous process
December-20	11	4	5	0	1	1	1	0
January-20	11	2	5	2	2	1	0	4
February-20	12	7	2	0	3	1	1	4
March-20	5	3	0	2	0	6	0	7
April-20					0			
May-20					0			
June-20					0			
July-20					0			
August-20					0			
September-20					0			
October-20					0			
November-20					0			
December-20								
TOTALS	39	16	12		6		2	15

Total # enrolled in PAD	Graduated
68	8
68	5
73	0
70	1
70	14

(average enrollment)

Post Arrest Diversion Referral Tracking Report

Reporting Month: February

	Referrals	Approved by SAO	Denied by SAO	Pending victim approval	Pending	Clients Evaluated	Enrolled	Enrolled from previous process	Total # enrolled in PAD	Graduated
December-20	11	4	5	0	2	1	1	0	68	8
January-20	11	2	5	2	2	1	0	4	68	5
February-20	12	7	2	0	3	1	1	4	73	0
March-20					0					
April-20					0					
May-20					0					
June-20					0					
July-20					0					
August-20					0					
September-20					0					
October-20					0					
November-20					0					
December-20										
TOTALS	34	13	12		7		2	8	70	13

(average monthly
enrollment)

Recovery Oriented System of Care Minutes

Wednesday, February 19, 2020 | 9:30 a.m. – 11:00 a.m.

Chairperson: Commissioner Lois Wexler

Attendance: Lisa Bayne (Kids in Distress), Megan Betancourt (Banyan Health Systems), Jennifer Branham (Carisk), Joanne Correia-Kent (Smith), Dorma Davis (Broward County), Marie Fairchild (Archways), Jack Feinberg (Broward County), Suzette Fleischman (Department of Children and Families), Pamela Galan (Henderson Behavioral Health), Desmond Gilmore (House of Hope), Tania Hamilton (Gulf Coast Jewish Family Services), Abbey Hand (Broward Sheriff's Office), Barbara Harmon (?), Paul Jaquith (Mental Health of America), Mary Kane (Covenant House), Sean Kane (Broward County), Erika Laverde (BPHI), Rory Levine (Westcare), Owen McNamee (Public Defender), Elena Naranjo (Sunserve), Renee Podolsky (Department of Health), Collen Quinn (Memorial Hospital System), Rick Riccardi (Fellowship Living), Commissioner Nan Rich (Broward County), Scott Russell (Broward Sheriff's Office), Brooke Sherman (Children Services Council), Lois Simpson (United Way), Garry Smyth (Fifth Street Counseling), Norma Wagner (Department of Children and Families), Karen Worthey (South Florida Wellness Network), Daisha Vargas (Broward House)

BBHC Staff: Ashley Ballard (Care Coordinator), Celena King (System of Care Manager), Latrice Richards (System of Care Clinical Integration Coordinator), Trisha Modelewski (Care Coordination Team Manager), O'Shaun Sasso (MAT Coordinator), Elida Segrera (Director of Operations), Nikitress Williams (Administrative Assistant), Silvia Quintana (CEO)

Welcome & Introductions

Commissioner Lois Wexler called the meeting to order at 9:30 a.m. Attendance was taken via brief introductions and a sign-in sheet.

I. Review January 15, 2020 Minutes for Approval

Mr. Jack Feinberg made a motion to approve the January 15, 2020 meeting minutes. The second motion was made by Mr. Scott Russell and the minutes were unanimously approved.

II. Utilization Management/ Detox/CSU Report- Jennifer Branham

Commissioner Wexler expressed her concern with Banyan Health Systems and their Care Coordination Team utilization. Ms. Elida Segrera explained that there were changes to the criteria in the DCF Guidance for Care Coordination. The guidance modified the criteria for admission, resulting in the need to discharge some of the Banyan clients earlier than expected. They are now working on increasing the number of clients admitted which will balance the numbers again.

III. CEO Updates

Ms. Silvia Quintana presented the OCP3 Enrollment Policy. Ms. Quintana made the recommendation to have the policy presented to the BBHC's Board of Directors for approval. **The first motion was made by Commissioner Nan Rich, and the second motion was made which recommended that the OCP3 Enrollment Policy be submitted to the BBHC Board of Directors for approval.**

Ms. Quintana explained that a lapse analysis was completed and funding allocations have been determined. The reallocation of funds was based on the dollars returned by providers that have lapsed, and funds in which the providers have determined that they will not be able to utilize by the end of the fiscal year.

BBHC has proposed to reallocate these funds to providers who will be able to utilize them by the end of the fiscal year.

The proposed reallocation is as follows:

- Broward County Addiction Recovery Center (BARC) received funds for additional TANF beds and Women Services.
- Broward Health received funds for additional crisis beds.
- Henderson Behavioral Health received funds for YouthCase Management.
- Smith Community Mental Health received funds for additional substance use services.
- South Florida Wellness Network received funds for an IPS team and a Care Coordination Peer Navigator team.
- House of Hope received funds for Peer Specialists and additional substance use services.
- The Village South received funds for additional TANF beds.

Ms. Quintana requested the committee's approval to recommend the lapse reallocation of funds be submitted to the BBHC's Board of Directors for approval. **On a motion made by Ms. Suzette Fleischman, and second motion made by Mr. Jack Feinberg, the ROSC Committee recommended the lapse reallocation of funds be submitted to the BBHC Board of Directors for approval.**

Ms. Quintana mentioned that Fort Lauderdale Behavioral Health provides Transcranial Magnetic Stimulation (TMS) treatment and is available. Transcranial Magnetic Stimulation treatment was developed by the Veterans Administration for individuals with opioid use diagnosis who have had difficulty stabilizing on various medication regimens. The procedure uses highly focused magnetic pulses to stimulate nerve cells in the brain known to affect mood regulation. Currently, there are 20 slots available and providers were encouraged to consider this treatment as an available treatment opportunity within the network.

Ms. Jennifer Branham provided a FASAMS update. Version 14 of FASAMS has been released. At the last Quarterly Provider Meeting, Carisk provided an overview of how the EHR's will look moving forward. The changes are expected to occur between now and August 1, 2020. Carisk will continue to work with providers to ensure their EHR vendor is up to date. Ms. Branham expressed challenges that Carisk is experiencing while testing the system before the expectation of uploading.

Ms. Quintana reported that BBHC is working on a pilot collaboration with Broward Health in Coral Springs, Banyan Health Systems, and the local EMT provider, which would provide Medication Assisted Treatment (MAT) program in that area.

Ms. Quintana reported a meeting was held with the Broward Regional Health Planning Council to restructure their Forensic Team. They are in the process of having their staff re-apply for positions and ensuring the applicants have specific roles and responsibilities and that the individual's qualifications meet those requirements.

Ms. Quintana reported that she was invited by the Children Service Council (CSC) to work on an initiative to visit neighborhoods where there is high violence. The families and the youth of these neighborhoods expressed that they feel like their voices are not being heard.

IV. Suicide Collaborative

Ms. Lois Simpson announced that the Suicide Prevention Coalition is finalizing its strategic plan, which should be published soon. The United Way has identified a mechanism for the data system for psychological autopsies, which would be housed in their SAMHIS system. BBHC will be partnering with the United Way and Broward County to investigate the SAMHSA Grant that was released in which they are hoping to fund an experienced team using the grant. The Behavioral Health Conference will take place on May 12-13. On February 27, 2020 Governor DeSantis announced that February 27th is Florida Suicide Awareness Day and committee members were encouraged to wear green.

V. Provider Advisory Council (PAC) Report

Mr. Paul Jaquith reported that the Child Welfare Care Coordination Teams be structured as the supportive clinical team support once a mother or parent is reunified with her child(ren). The importance for the support and linkage during this time is to assist the mothers who are disengaging from the system, and at a time when parents have a high potential for relapse and additional stressors that tend to occur in the system. Mr. Jaquith stated that the FASAMS pamphlet, 150 update is important for agencies to understand. During the recent Data Workgroup meeting, Carisk expressed the importance of reading the pamphlet thoroughly since it is critical in terms of invoicing moving forward.

I. Consumer Advisory Council Report

Ms. Karen Worthey reported that consumers are continuing to provide outreach to agencies and are conducting the Recovery Self-Assessments. The assessments should be finalized by the end of March 2020.

VI. Centralized Receiving System Report/Presentation

Commissioner Wexler inquired about the number of community presentations that are done monthly. Ms. Pamela Galan reported that Henderson will be hosting the upcoming CIT presentation. Ms. Galan mentioned that Henderson aims to facilitate two presentations a

month. Ms. Galan reported that NAMI Broward will be lending a hand in helping the CRS outreach to local law enforcement agencies.

BRHPC Program Update

- Post-Arrest Diversion Program Update

Dr. Michael Collins presented the Post- Arrest Diversion Program data for January 2020. Ms. Segrera reported that BBHC has been monitoring the new reporting using a newly developed spreadsheet. Concerns about the program were discussed and the possibility of further restructuring was addressed.

- Report on Competency Restoration Training (CRT)

No update was given.

VII. Public Comments

Ms. Suzette Fleischman mentioned that the state has been focusing on the Child Welfare Behavioral Health Integration Initiative, and how great efforts have been made to push this initiative forward. Broward Behavioral Health Coalition has developed a draft version of a form for providers working with the Child Welfare Families.

Ms. Fleischman mentioned that the Department of Children and Families is also working on a pilot with Assistant Secretary, Mr. Rodney Moore, focused on individuals being discharged from The State Hospital who are receiving Medicaid, even after being discharged. These individuals are ready to receive services from Medicaid and would not need to receive assistance from the Managing Entity.

Commissioner Nan Rich reported that the postcard regarding the Census 2020 will be mailed out beginning March 12th through March 20th. Commissioner Rich expressed the importance of every member of the household being counted. The largest undercount in previous years were children ages 0-5. Training continues to be facilitated for case managers and social workers who will be visiting homes to conduct the census. Staff at senior centers have already been trained, since seniors are a large portion of the population in South Florida (420,000 seniors in Broward County). Fifty-six percent (56%) of these seniors do not use the internet. The census will be conducted online this year, with secondary options of phone or mail-in responses.

VIII. Adjournment

This meeting was adjourned at 10:34 a.m.

Next Meeting: March 18, 2020 at 9:30 a.m.-11:00 a.m.
BBHC's Office – 3521 West Broward Blvd., Suite 206, Lauderhill, FL 33312

Utilization Management Telehealth Report March 20- March 31, 2020

Submitted by: Jennifer Branham

Telehealth Report

Services Provided March 20- March 31, 2020 by covered service and program.

Telehealth 3/20-3/31/2020	Sum of Units (Minutes)	Sum of Units (Hours)
01 - Assessment	3,119.00	51.98
1 - Mental Health	2,381.00	39.68
2 - Substance Abuse	738.00	12.30
02 - Case Management	21,049.00	350.82
1 - Mental Health	14,836.00	247.27
2 - Substance Abuse	6,213.00	103.55
04 - Crisis Support/Emergency	12,457.00	207.62
1 - Mental Health	12,457.00	207.62
08 - In-Home and On-Site Services	2,212.00	36.87
1 - Mental Health	2,212.00	36.87
11 - Intervention	36,180.00	603.00
1 - Mental Health	8,490.00	141.50
2 - Substance Abuse	27,690.00	461.50
12 - Medical Services	18,887.00	314.78
1 - Mental Health	16,727.00	603.00
2 - Substance Abuse	2,160.00	36.00
14 - Outpatient - Individual	70,424.00	1173.73
1 - Mental Health	19,754.00	329.23
2 - Substance Abuse	50,670.00	844.50
29 - Aftercare/Follow-up	240.00	4.00
2 - Substance Abuse	240.00	4.00

Utilization Management Telehealth Report

March 20- March 31, 2020

35 - Outpatient - Group	420.00	7.00
2 - Substance Abuse	420.00	7.00
46 - SA Recovery Support - Individual	22,397.00	373.28
1 - Mental Health	10,075.00	167.92
2 - Substance Abuse	12,322.00	205.37
Grand Total	187,385.00	3,123.08

Details	March 20- March 31, 2020
Number of Providers Providing Telehealth	8.00
Number of Individuals	521.00
Number of Services	462.00

Utilization Management Special Initiatives Report- 15 Slots

April 2020
BBHC-Carisk

Submitted by: Jennifer Branham

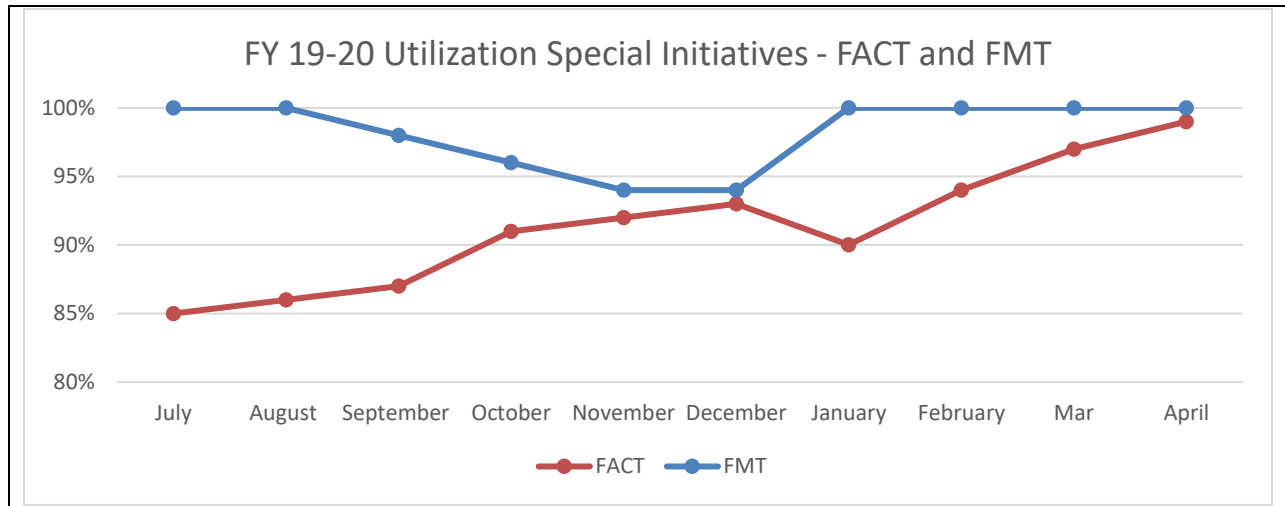
Utilization Reporting on Other Projects				
This report shows special program utilization and referrals by Provider through April 2020				
Provider	Total # of Slots	April Referrals	Total in Care	% Utilized
FACT (FL Assertive Community Treatment)				
Henderson Behavioral Health	105	4	104	99%
FMT (Forensic Multi-disciplinary Team)				
Henderson Behavioral Health	50	3	50	100%
CCT (Care Coordination Teams)				
Archways: Team 1:	15	2	14	93%
Team 2:	15		13	88%*
Banyan: Team 1:	15	9	15	100%
Team 2:	15		14	93%
Team 3:	15		13	88%**

CCT teams*: COVID 19 impacted CCT enrollment. Archways was not accepting new referrals in the month of April.

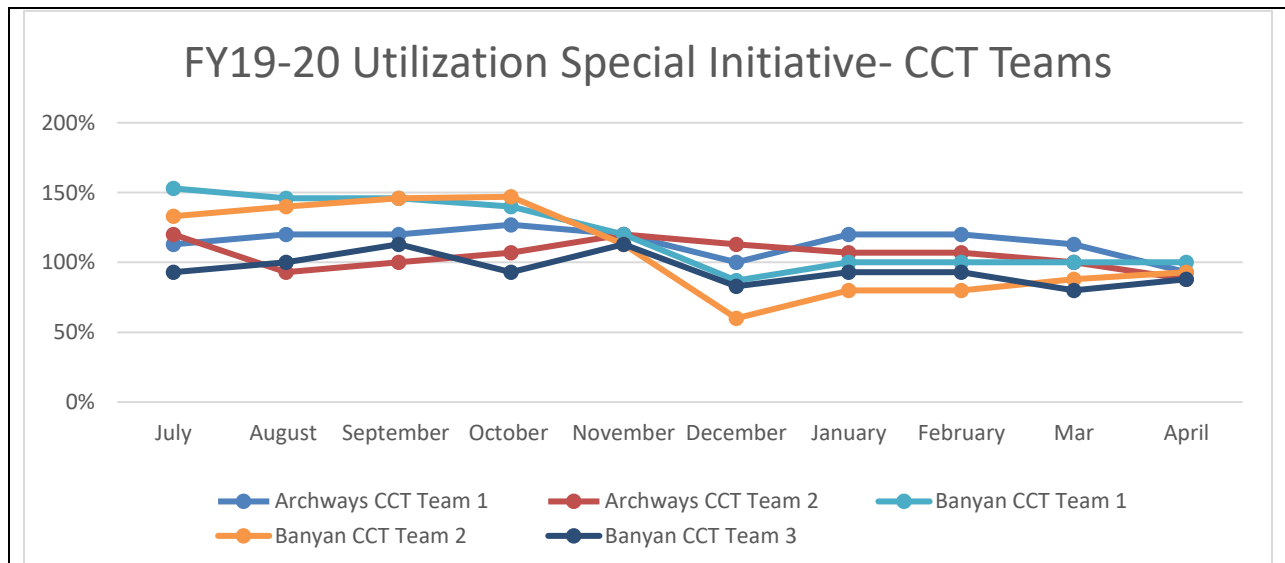
Banyan Teams**: Banyan continues to work on educating the community providers on the guidance change and the definition of a high utilizer and priority population as it pertains to CCT. We have been getting more referrals and project to have full caseloads by next month.

Utilization Management Special Initiatives Report- 15 Slots

April 2020
BBHC-Carisk



* Please note that the FACT team increased from 100 to 105 in January 2020.



*Guidance Document 4 was updated on November 1, 2019.

Utilization Management Special Initiatives Report- 15 Slots

February 2020

BBHC-Carisk

%

Submitted by: Jennifer Branham

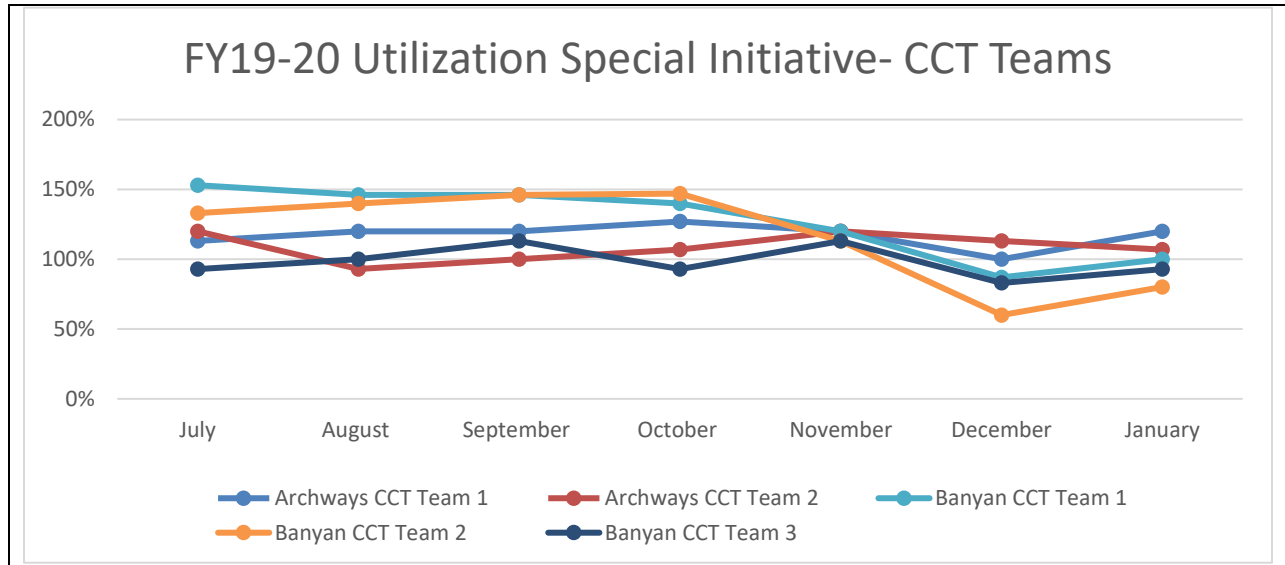
Utilization Reporting on Other Projects				
This report shows special program utilization and referrals by Provider through February 2020				
Provider	Total # of Slots	February Referrals	Total in Care	% Utilized
FACT (FL Assertive Community Treatment)				
Henderson Behavioral Health	105	6	99	94%*
FMT (Forensic Multi-disciplinary Team)				
Henderson Behavioral Health	50	2	50	100%
CCT (Care Coordination Teams)				
Archways: Team 1:	15	5	18	120%
Team 2:	15		16	107%
Banyan: Team 1:	15	7	15	100%
Team 2:	15		12	80%**
Team 3:	15		14	93%

FACT Team*: The team is currently at 102 enrolled, for 97%

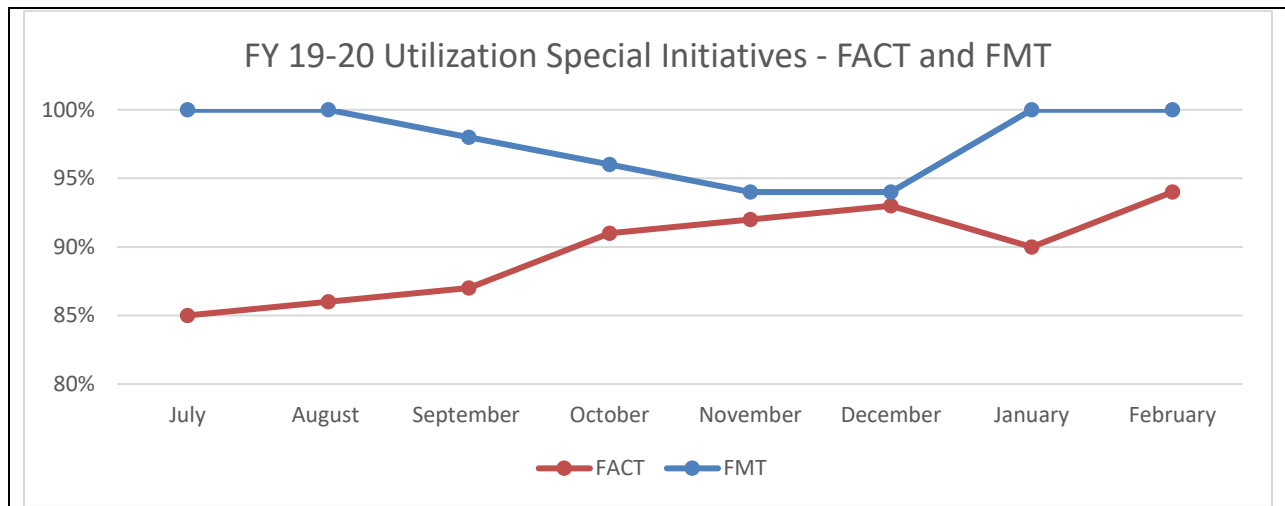
Banyan Teams**: Banyan continues to work on balancing referrals and admission to serve 50% priority population. The enrollment has increased since last month an average of 11%, enrolling a total of 5 additional clients to their teams.

Utilization Management Special Initiatives Report- 15 Slots

February 2020
BBHC-Carisk



*Guidance Document 4 was updated on November 1, 2019.



* Please note that the FACT team increased from 100 to 105 in January 2020.

Utilization Management Special Initiatives Report- 15 Slots

March 2020
BBHC-Carisk

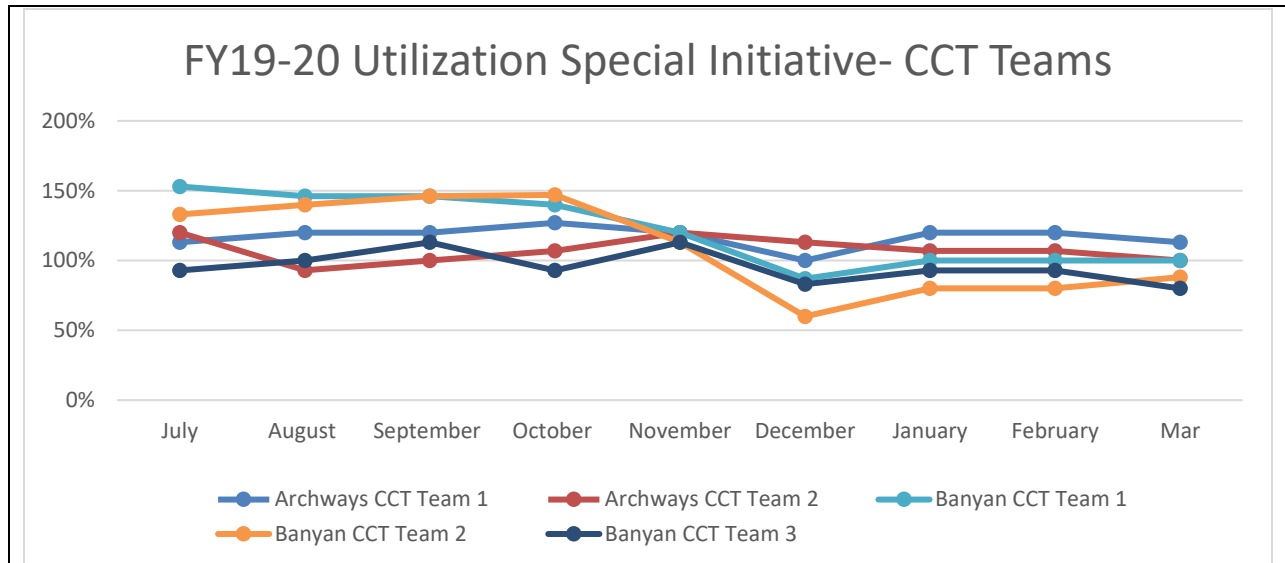
Submitted by: Jennifer Branham

Utilization Reporting on Other Projects				
This report shows special program utilization and referrals by Provider through March 2020				
Provider	Total # of Slots	March Referrals	Total in Care	% Utilized
FACT (FL Assertive Community Treatment)				
Henderson Behavioral Health	105	4	102	97%
FMT (Forensic Multi-disciplinary Team)				
Henderson Behavioral Health	50	0	50	100%
CCT (Care Coordination Teams)				
Archways: Team 1:	15	3	17	113%
Team 2:	15		15	100%
Banyan: Team 1:	15	14	15	100%
Team 2:	15		13	88%*
Team 3:	15		12	80%*

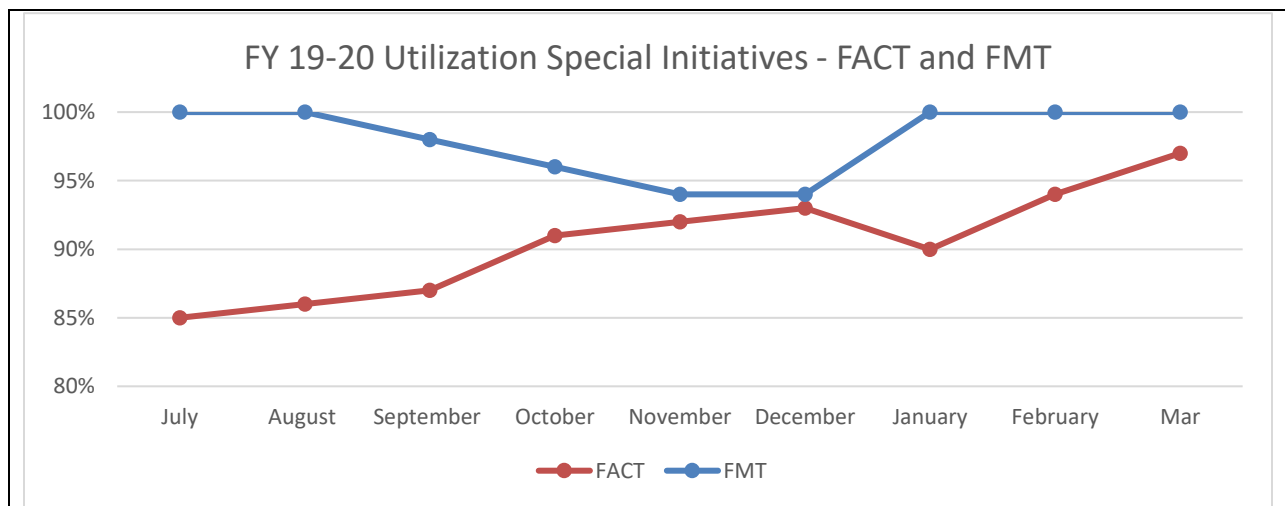
Banyan Teams*: Banyan continues to work on balancing referrals and admission to serve 50% priority population.

Utilization Management Special Initiatives Report- 15 Slots

March 2020
BBHC-Carisk



*Guidance Document 4 was updated on November 1, 2019.



* Please note that the FACT team increased from 100 to 105 in January 2020.