



# **Recovery Oriented System of Care Committee**

## **Agenda**

**November 18, 2020**

**Chairperson: Commissioner Lois Wexler**

Welcome & Introductions – Commissioner Lois Wexler

- I.** Review October 21, 2020 Minutes for Approval
- II.** Utilization Management Reports - Elida Segrera  
*(Discussion Only if Questions)*
- III.** CEO Updates – Silvia Quintana
- IV.** Suicide Collaborative – United Way
- V.** Provider Advisory Council – Paul Jaquith
- VI.** Consumer Advisory Council Report – Susan Nyamora
- VII.** Centralized Receiving System Report/Presentation – Elizabeth Gelpi
- VIII.** BRHP Forensic Reports
- IX.** Public Comments
- X.** Adjournment

Next Meeting: January 20, 2021

TEAMS Meeting Link

Or

BBHC's Office, 3521 W. Broward Blvd., Lauderhill, FL (Suite 206)



## Recovery Oriented System of Care Minutes

Wednesday, October 21, 2020 | 9:30 a.m. – 11:00 a.m.

**Chairperson:** Commissioner Lois Wexler

**Attendance:** Abbey Hand (BSO), Adriana Bovee (Larkin Hospital), Barbara Harmon (FootPrints to Success), Billie Morgan (Children's Services Council), Brooke Sherman (Children's Services Council), Carol Lazarus (BPHI), Dave Freeman (Community Solutions), Devon Klapholz (Broward County Public Schools), Dhakirah Hamin, (STAR CHN), Diane Sasser (Henderson Behavioral Health), Donalia Delizar (House of Hope), Ele Naranjo (SunServe), Elliana Dorvil (BPHI), Elizabeth Gelpi (Henderson Behavioral Health), Erika Laverde (Broward Partnership), Garry Smyth (Fifth Street Counseling), Jack Feinberg (Broward County BARC), Jackie Rosen (Florida Initiative for Suicide Prevention), Janine Ribeiro (United Way), Jennifer Branham (Carisk), Jessica Bailey – Pierre (Broward County), Joanne Correia-Kent (Smith) Judy Couwels (BSO) Justin Cummings (BSO), Lisa Bayne (Kids in Distress), Lois Simpson (United Way), Luz Ospina (BPHI), Maggie DeCambre (Department of Children and Families), Marie Fairchild (Archways), Mary Carmody (Kids in Distress), Mary Kane (Covenant House), Maryssa St. Fort (Memorial Healthcare), Megan Betancourt (Banyan Health Systems), Dr. Michael Collins (Broward Regional Health Planning Council), Michele Disorbo (Camelot), Miguel Fernandez (UHSINC), Nancy Svoboda (Gulf Coast), Nicole Laviniere (BCEVS), Norma Wagner (Department of Children and Families), Pamala Hendricks (Broward Health), Pamela Galan (Henderson Behavioral Health), Paul Jaquith (Mental Health America of Southeast Florida), Scott Russell (BSO), Sean Kane (Broward County), Robert Shea (Department of Children and Families), Rick Riccardi (Fellowship Living), Sandra Cumper (NAMI), Sara Barkley (Fellowship Living), Sean Kane (Broward County), Shirley Murdock (Carisk), Susan Nyamora (South Florida Wellness Network), Suzette Fleischmann (Department of Children and Families), Tania Hamilton (Gulf Coast Jewish Family Services), Thomas Smith (Care Resource), Tom Campbell (BPHI)

**BBHC Staff:** Silvia Quintana (CEO), Ashley Ballard (Care Coordinator), Areeba Johnson (CQI Coordinator), Danica Mamby (Director of Administration), Elida Segrera (Director of Operations), Esther Jimenez (Forensic Coordinator), Latrice Richards (System of Care Clinical Integration Coordinator), O'Shaun Sasso (MAT Coordinator), Stefania Pace (Executive Assistant), Celena King (System of Care Manager)

### Welcome & Introductions

Commissioner Lois Wexler called the meeting to order at 9:42 a.m. Attendance was taken via brief introductions on Microsoft Teams.

#### I. Review September 16, 2020 Minutes for Approval

Mr. Paul Jaquith made a motion to approve the meeting minutes, and the second motion was made by Mr. Jack Feinberg. The September 16, 2020 meeting minutes were unanimously approved.

#### II. Utilization Management Reports

Ms. Elida Segrera stated that the report has a variation from the previous one. All providers have increased their utilization. Archways utilization for one team was over 120%, but these numbers are due to discharges that happened in the beginning of November. Moving forward, instead of reporting how many referrals were sent, the report now shows the number of admissions and discharges that were processed. The Utilization Management (UM) reports are being assessed to determine how to make them more useful for the committee. As part of this effort, the Substance Abuse Detoxification report will be

discussed in detail. A meeting with BARC administration and other pertinent stakeholders will be scheduled. The goal is to develop a meaningful reports that can support analysis of the system of care and to eventually make appropriate decisions.

### **III. CEO Updates**

- Ms. Silvia Quintana reported that DCF will no longer be providing PPE supplies to the network. The last shipment of supplies will be sent out by the end of October. Providers have been asked to submit their projected needs for PPE so it does not interrupt services. Efforts will be made to determine if Broward County can provide assistance to the network by funding or providing the PPE supplies.
- Ms. Quintana explained how Medicaid allows for retroactive billing of 30 days. It is important that services that are not billable to Medicaid are being charged to the network.
- Ms. Quintana has reported that the funding allocation for carry forward funds has been approved. These funds will go to the United Way to fund CIT training, the Zero Suicide Initiative, services for survivors, and Henderson’s Forensic Multidisciplinary Team. Amendment 45 was approved and will provide support to Memorial’s Bridge Program.

### **IV. Suicide Collaborative**

- Ms. Lois Simpson noted that the Suicide Prevention Coalition’s Advisory Council will meet in December 2020 to discuss outcomes and a strategic plan for next year.
- Fifty-three (53) providers are being targeted by the Zero Suicide Broward campaign that covers providers funded by BBHC, United Way, and the Children’s Services Council. The organizational self study results will be released next month from those funders. These providers are also being targeted to relist themselves using the 211 updated provider profile form.
- The first psychological autopsy has been completed. The focus of the project is being shifted to widen the time period, instead of focusing only on six months. Any suicide in Broward County will be studied and follow up will be done on individuals who are already engaged in support services.
- The Gunshot Project, which is being spearheaded by the Lethal Means Committee, has sent out materials, such as posters and brochures to 26 gun shops throughout the county. Efforts are being made to following up with them in order to help create relationships.

### **V. Provider Advisory Council**

Mr. Paul Jaquith provided an update on the 1037 form. Providers must account for all of the funding they have received and determine how the funding is being utilized.

- A work group being led by Ms. Megan Betancourt will be addressing challenges and ensuring that providers remain in compliance with 65-D30 regulations.
- Ms. Suzette Fleischman has been selected as the Interim Director for SAMH.

### **VI. Consumer Advisory Council Report**

Ms. Susan Nyamora reported that some providers have reached out to her about facilitating a presentation regarding emotional support for frontline workers dealing with stress and emotional exhaustion while working during COVID-19.

### **VII. Centralized Receiving System Report/Presentation**

Ms. Elizabeth Gelpi reported that Henderson will be hosting the next CIT meeting in November 2020.

## **VIII. BRHPC Forensic Reports**

For the Competency Restoration Program, three (3) re-evaluations were completed in the last month, two (2) cases have been deemed competent to proceed, and one (1) case remains with a client that has not been restored to competency.

Dr. Michael Collins reported that twenty-six (26) individuals are currently enrolled for the Post Arrest Diversion Program. All twenty-six (26) cases will be staffed to assist with transition. In December 2020, the funding will end. The program is being restructured for 2021.

## **IX. Public Comments**

- Ms. Susan Nyamora stated that South Florida Wellness Network has received some funding to assist individuals obtain benefits. Providers were encouraged to share this information with anyone in need of additional support.
- Commissioner Lois Wexler mentioned that the next meeting may be in person at the BBHC office or another location may be used to comply with social distancing regulations.
- Ms. Abbey Hand is now the Interim Assistant Manager of the drug court. Mr. Justin Cummings was introduced as the Interim Quality Assurance Coordinator.
- Mr. Paul Jaquith made the recommendation to have the email distribution list for this committee updated. Ms. Elida Segrera encouraged all providers to send her their updated contact information.

## **X. Adjournment**

- The meeting adjourned at 10:27 a.m.

**Next Meeting:**  
**November 18, 2020 via Virtual Meeting - Microsoft Teams**  
**or**  
**Or BBHC's Office, 3521 W. Broward Blvd., Lauderhill, FL (Suite 206)**

# Utilization Management

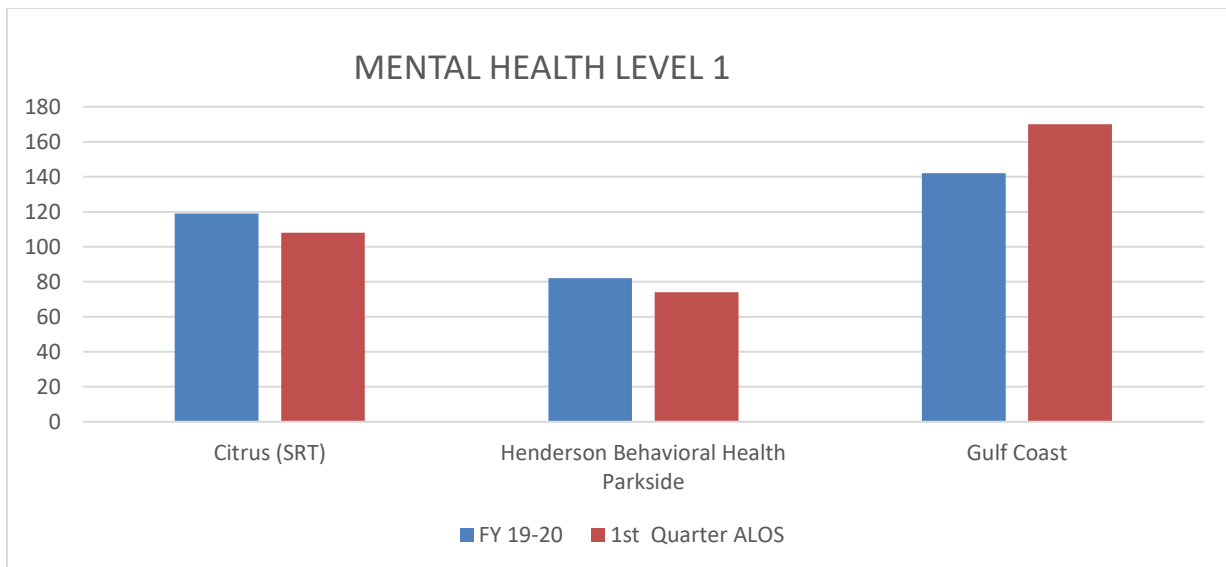
## 1<sup>st</sup> Quarter Report

July 2020 to September 2020

*Submitted by: Jennifer Branham*

Average Length of Stay (ALOS)						
Comparison of the average length of stay for each quarter for this current fiscal year.						
		FY 19-20 ALOS	1 <sup>st</sup> Quarter ALOS	2 <sup>nd</sup> Quarter ALOS	3 <sup>rd</sup> Quarter ALOS	4 <sup>th</sup> * Quarter ALOS
<b>LEVEL 1</b>						
1.	Citrus (SRT)	119	108			
2.	Henderson Behavioral Health Parkside	82	74			
3.	Gulf Coast	142	170			
<b>LEVEL 2</b>						
4.	Henderson Behavioral Health Rainbow	98	87			
5.	Archways Avon	111	137			
6.	Banyan Programs	42	48			
7.	Banyan Programs	42	48			
8.	BARC	36	29			
9.	House of Hope	43	24			

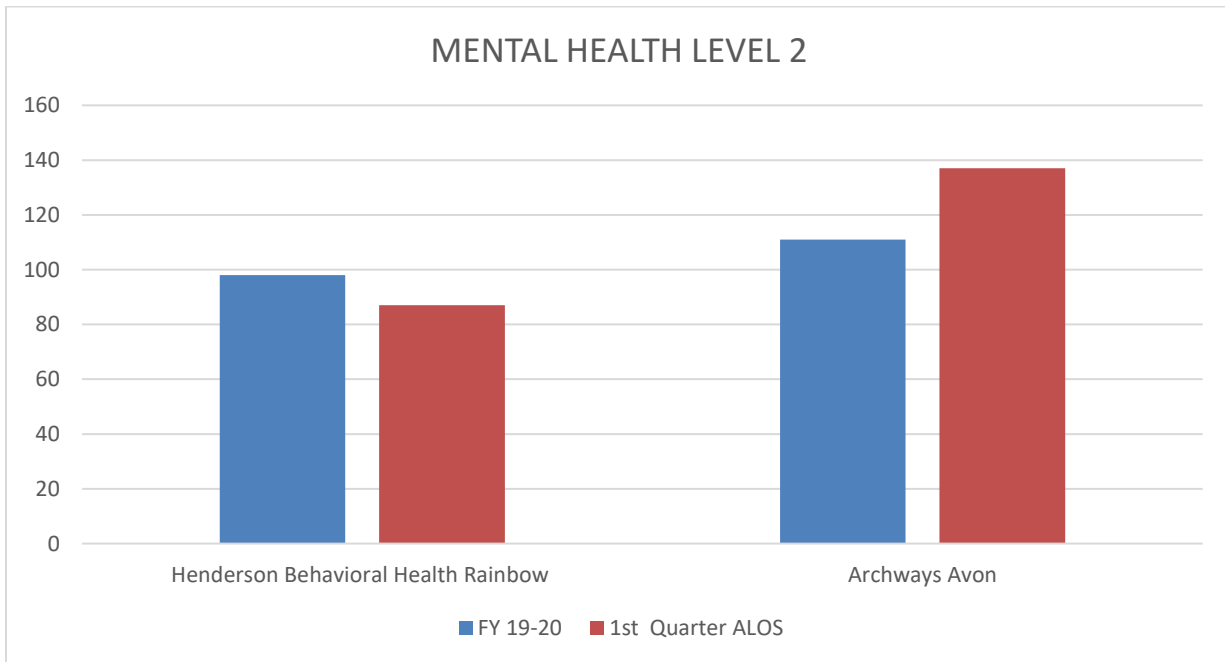
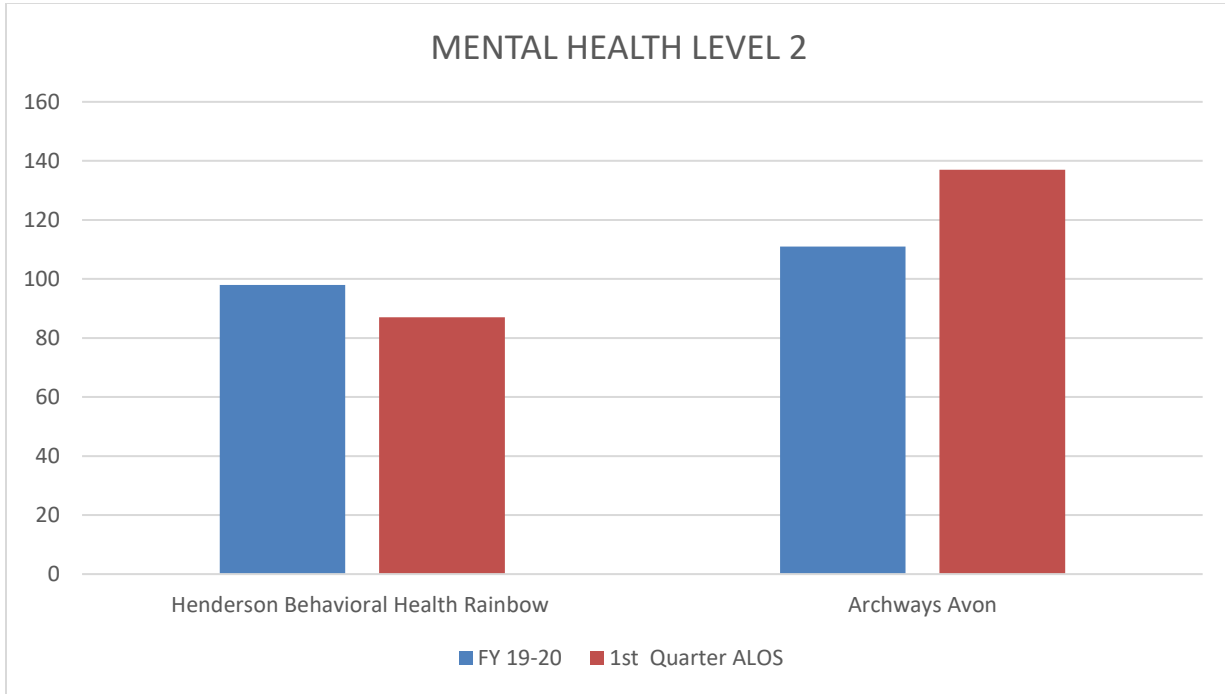
*Not all programs within a level are identical in focus of treatment or services provided*



# Utilization Management

## 1<sup>st</sup> Quarter Report

July 2020 to September 2020



# Utilization Management

## 1<sup>st</sup> Quarter Report

July 2020 to September 2020

High Utilizers Summary				
	1 <sup>st</sup> Quarter	2 <sup>nd</sup> Quarter	3 <sup>rd</sup> Quarter	4 <sup>th</sup> Quarter
100 High utilizers	\$1,932,998.32			
	Total High utilizers FY 20-21	Total Expenditures FY19-20	% of total Expenditure	
100 High utilizers	\$1,932,998	\$10,129,742	19%	
Cost Center (90% of high utilizers)		Total Amount by Cost Center		
Residential Level II		\$ 730,462.90		
Residential Level I		\$ 453,557.01		
Short-term Residential Treatment		\$ 120,327.48		
Case Management		\$ 112,640.24		
Room and Board with Supervision Level II		\$ 72,446.63		
Incidental Expenses		\$ 66,850.00		
Residential Level III		\$ 60,496.11		
Outpatient - Group		\$ 43,331.64		
Medical Services		\$ 36,888.20		
Outpatient - Individual		\$ 34,034.00		
Provider (82% of high utilizers)		Total Amount by Provider		
Henderson Behavioral Health		\$715,005.50		
The Village South		\$340,879.85		
Banyan Community		\$226,079.91		
Archway		\$156,521.65		
Gulf Coast Jewish Family and Comm. Serv		\$154,527.50		

- *High Utilizers are those clients that have utilizing the highest amounts of funds.*
- *Outliers and High utilizers are not always the same. However, they can overlap.*

**Utilization Management**  
**1<sup>st</sup> Quarter Report**  
**July 2020 to September 2020**

<b>Readmissions by Level of Care</b>						<b>4<sup>rd</sup> Quarter</b>
<b>Fiscal Year 2020-21</b>	<b>Within 30 days</b>		<b>Within 90 days</b>		<b>Within 180 days</b>	
	<b># of Readmissions</b>	<b>% of Readmissions</b>	<b># of Readmissions</b>	<b>% of Readmissions</b>	<b># of Readmissions</b>	<b>% of Readmissions</b>
Crisis Stabilization	43	19%	59	26%	0	0%
SA Detoxification	2	2%	0	0%	0	0%
Residential 1	7	16%	11	25%	15	34%
Residential 2	13	5%	21	7%	23	8%

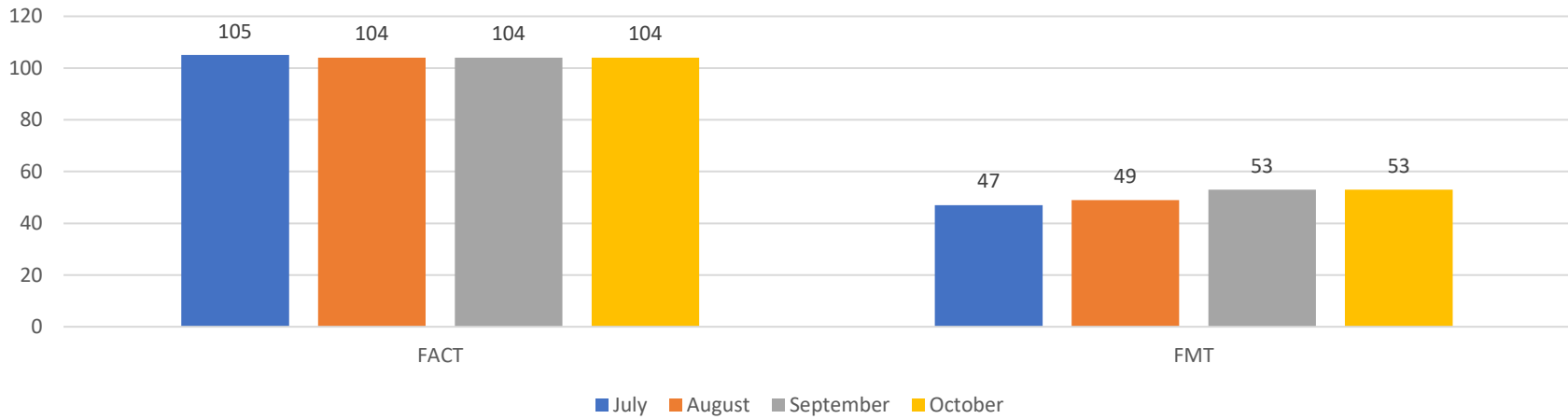


## BBHC Utilization Report -- Special initiatives

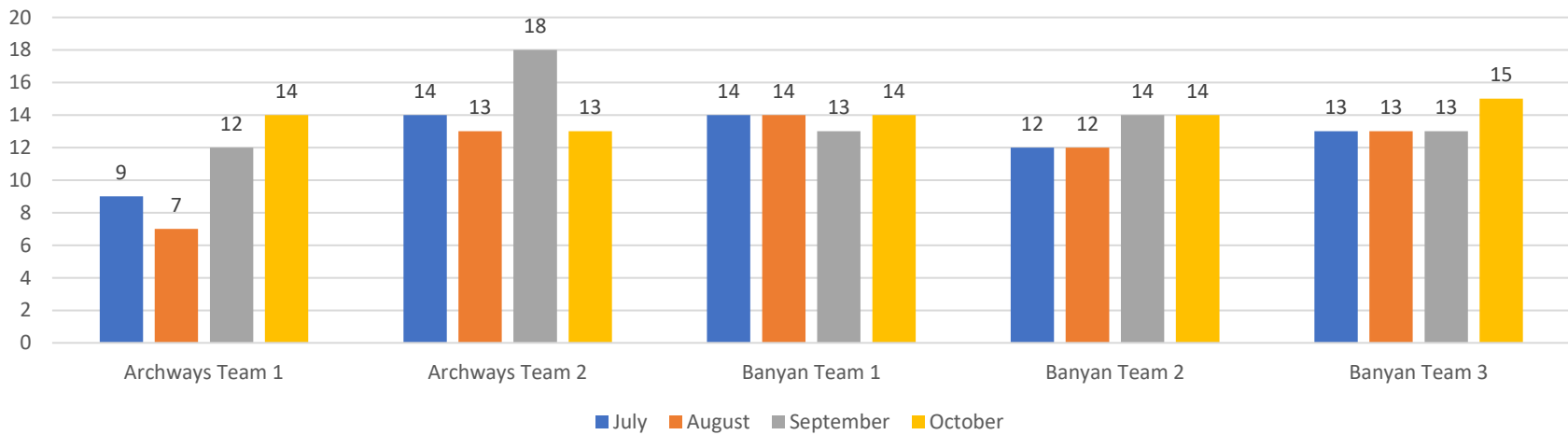
September

Provider	Total # of Slots	Admissions	Discharges	Total in Care	% Utilized
<b>FACT</b> (FL Assertive Community Treatment)					
Henderson Behavioral Health	105	0	1	104	99%
<b>FMT</b> (Forensic Multi-disciplinary Team)					
Henderson Behavioral Health	50	4	2	53	106%
<b>CCT</b> (Care Coordination Teams)					
Archways:	15	1	1	14	93%
Team 1:					
Team 2:	15	0	6	13	87%
Banyan:					
Team 1:	15	2	2	14	93%
Team 2:	15	5	5	14	93%
Team 3:	15	5	3	15	100%

### FCAT & FMT Team Utilization FY 20-21



### CCT Utilization FY 20-21





## BBHC- Forensic Report for ROSC Meeting

October, 2020

### Competency Restoration Training

<b>Competency Restoration Training Report 2020</b>			
Total enrollment		234	
<b>Re-evaluation Summary</b>			
Re-evaluations Completed during the month		3	
Re-evaluation Reports in progress		0	
Completed reports submitted		3	
<b>Re-evaluation Completed Reports - Detail</b>			
<b>Court Status For Completed Re-evaluations</b>			
	<b>Cases addressed in Court</b>	<b>Additional Evaluation ordered by the court (case ongoing)</b>	<b>Final Adjudication</b>
<b>January</b>	7	3	1
<b>February</b>	3	1	2
<b>March</b>	0	0	0
<b>April</b>	0	0	0
<b>May</b>	0	0	0
<b>June</b>	0	0	0
<b>July</b>	3	0	0
<b>August</b>	0	0	0
<b>September</b>	2	0	1
<b>October</b>	2	2	0



Individual In-Custody CRT Classes		
CRT	Week of	Attendance
In-Custody	10/5/2020	10
In-Custody	10/12/2020	12
In-Custody	10/19/2020	12
In-Custody	10/26/2020	12

### Post Arrest Diversion Update

PAD Active Clients	
	#of Clients as of 10/31/20
PAD Phase 1	23
PAD Phase 2	12
Discharged	5

Recovery Oriented System of Care Meeting  
CRS Report – October 2020

**Data/Outcome Measures (monthly/Inception)**

⊗ All data is specific to the Centralized Receiving Center, except for Total # served, which includes the Drop-Off Sites ⊗

<b>*Total # served:</b>	<u>643/21,975</u>	<b># Memorial Served:</b>	<u>118/5,010</u>	<b># Served by BARC :</b>	<u>3/210</u>	<b># Served by CSU:</b>	<u>6/229</u>
<b># served at CRC:</b>	<u>516/16,526</u>	<b># seen at Comm. Court:</b>	<u>2/153</u>	<b>Hosp. Diversion Rate:</b>	<u>97%/96%</u>	<b>% of clients linked to Community Resources:</b>	<u>99%/99%</u>
<b># of SOAR Apps:</b>	<u>8/325</u>	<b># of MOU (FY):</b>	<u>0</u>	<b># of SPDAT:</b>	<u>14/1,650</u>	<b>% of LEO processed in &lt; 10 mins :</b>	<u>87%/97%</u>
<b># of HCH Opioid Referrals:</b>	<u>3/220</u>	<b>Estimated savings to the Legal System:</b>	<u>~\$7.1 Mil</u>	<b>Estimated savings to the BH System:</b>	<u>~\$25.9 Mil</u>		

\*\* Estimated savings to the legal system (info provided Lt. Colonel J. Reyes): average bed day cost is \$143.43/day: 1,271 x 143.43= \$182,299.53. ALOS is 39 days for general inmate population; it tends to be longer for mental health so this is a very conservative estimate: \$182,299.53 x 39= **\$7,109,681.67.**

\*\*\* Estimated savings to the BH System(YTD): \$10,000 average cost per psych hosp. stay. 2,586 x 10,000= **\$25,860,000**

**Community Education/Outreach\***

<b>Community Presentation/ Collaborative Meetings :</b>	<u>1</u>	<b>Attempted Contacts:</b>	<u>0</u>	<b>LE Education/ Roll Calls:</b>	<u>0</u>
---	----------	----------------------------	----------	----------------------------------	----------

\* Due to the severity of the COVID-19 pandemic and its social and economic impacts, all meetings and presentations have been canceled to help protect the health and safety of those involved.

**LE Education/Roll Calls:**

**Community Presentation/Collaborative Meetings:** BARC tour

**Scheduled:** Hosting CIT

**Referral Sources (monthly/Inception)**

<b>Law Enforcement:</b>	<u>8/1,271</u>	<b>Hospital:</b>	<u>38/2,586</u>	<b>Walk-In:</b>	<u>424/11,660</u>	<b>BARC:</b>	<u>9/446</u>	<b>Other:</b>	<u>37/563</u>
-------------------------	----------------	------------------	-----------------	-----------------	-------------------	--------------	--------------	---------------	---------------

## Breakdown

### Referral Sources (monthly/Inception)

#### Hospitals:

BH-BG	6/451	HBH-CSU	1/41	Memorial Reg.	1/840
BH-IPMC	7/147	UPH	12/165	MRH-Pemb	0/5
BH-North	0/31	Plantation	0/75	MRH-Miramar	0/5
FMC	6/248	Westside Reg.	0/5	MRH-West	0/2
FT. Laud	1/250	Cleveland	0/1	MRH-South	1/11
Holy Cross	2/32	BARC	0/190	Coral Spgs	0/4
Larkin	0/48	Northwest	0/5	Out of County	1/30

#### Law Enforcement:

Ft. Laud	4/384	Wilton Manors	0/12	Coral Springs	0/42
BSO	0/576	Hallandale	0/14	Coconut Creek	0/13
Margate	4/47	Hollywood	0/14	Davie	0/16
Plantation	0/29	Sunrise	0/31	Miramar	0/3
Lauderhill	0/83	Pemb. Pines	0/1	Seminole	0/3

#### BSO Breakdown:

Airport	0/3	Laud by Sea	0/7	Pompano Bch	0/67
Coop. City	0/6	L. Lakes	0/90	Port Everglades	0/1
Court	0/2	N. Lauderdale	0/14	Tamarac	0/52
Dania	0/9	Oak Park	0/25	Unincorp.	0/28
Deerfield	0/13	Parkland	0/0	Weston	0/3
Jail	0/200	Pemb. Park	0/1		

### Monthly Client Volume (FY 20-21)

