



# **Recovery Oriented System of Care Committee**

## **Agenda**

**January 20, 2021**

**Chairperson: Commissioner Lois Wexler**

Welcome & Introductions – Commissioner Lois Wexler

- I. Review December 16, 2020 Minutes for Approval
- II. Utilization Management Reports - Elida Segrera  
*(Discussion Only if Questions)*
- III. CEO Updates – Silvia Quintana
- IV. Suicide Collaborative – United Way
- V. Provider Advisory Council – Paul Jaquith
- VI. Consumer Advisory Council Report – Susan Nyamora
- VII. Centralized Receiving System Report/Presentation – Elizabeth Gelpi
- VIII. BRHP Forensic Reports
- IX. Public Comments
- X. Adjournment

Next Meeting: February 17, 2021

TEAMS Meeting Link

Or

BBHC's Office, 3521 W. Broward Blvd., Lauderhill, FL (Suite 206)



## Recovery Oriented System of Care Minutes

Wednesday, November 17, 2020 | 9:30 a.m. – 11:00 a.m.

**Chairperson:** Commissioner Lois Wexler

**Attendance:** Abbey Hand (BSO), Adriana Bovee (Larkin Hospital), Barbara Harmon (FootPrints to Success), Billie Morgan (Children's Services Council of Broward County), Brooke Sherman (Children's Services Council), Carol Lazarus (BPHI), Colleen Quinn (Memorial), Dave Freeman (Community Solutions), Devon Klapholz (Broward County Public Schools), Dhakirah Hamin, (STAR CHN), Diane Sasser (Henderson Behavioral Health), Donalia Delizar (House of Hope), Ele Naranjo (SunServe), Elliana Dorvil (BPHI), Elizabeth Gelpi (Henderson Behavioral Health), Erika Laverde (Broward Partnership), Garry Smyth (Fifth Street Counseling), Gonzalo Cadima (United Way of Broward County), Jack Feinberg (Broward County BARC), Jackie Rosen (Florida Initiative for Suicide Prevention), Jackie Anderson (Broward County BARC), Janine Ribeiro (United Way), Jennifer Branham (Carisk), Jessica Bailey – Pierre (BSO), Joanne Correia-Kent (SCMH), Judy Couwels (BSO), Justin Cummings (BSO), Lauren Whiteman (Florida Health), Lisa Bayne (Kids in Distress), Lois Simpson (United Way), Luz Ospina (BPHI), Maggie Decambre (Department of Children and Families), Marie Fairchild (Archways), Mary Carmody (Kids in Distress), Mary Kane (Covenant House), Maryssa St. Fort (Memorial), Megan Betancourt (Banyan Health Systems), Dr. Michael Collins (Broward Regional Health Planning Council), Michele Disorbo (Camelot), Miguel Fernandez (UHSINC), Monica King (Broward Healthy Start Coalition), Nancy Svoboda (Gulf Coast), Nicole Laviniere (BCEVS), Norma Wagner (Department of Children and Families), Pamala Hendricks (Broward Health), Pamela Galan (Henderson Behavioral Health), Paul Jaquith (Mental Health America of Southeast Florida), Rick Riccardi (Fellowship Living), Scott Russell (BSO), Sean Kane (Broward County), Sandra Camper (NAMI), Sara Barkley (Fellowship), Shirley Murdock (Carisk), Susan Nyamora (South Florida Wellness Network), Suzette Fleischman (Department of Children and Families), Tania Hamilton (Gulf Coast Jewish Family Services), Thomas Smith (Care Resource), Tom Campbell (BPHI), Tori Bertran (SunServe), William Card (Broward County BARC)

**BBHC Staff:** Silvia Quintana (CEO), Ashley Ballard (Care Coordination Manager), Areeba Johnson (CQI Coordinator), Danica Mamby (Director of Administration), Elida Segrera (Director of Operations), Esther Jimenez (Forensic Coordinator), Latrice Richards (System of Care Clinical Integration Coordinator), O'Shaun Sasso (MAT Coordinator), Amy Yazmer (Care Coordination Team Manager), Stefania Pace (Executive Assistant)

### Welcome & Introductions

Commissioner Lois Wexler called the meeting to order at 9:31 a.m. Attendance was taken via brief introductions on Microsoft Teams.

#### I. Review October 21, 2020 Minutes for Approval

Mr. Scott Russell made a motion to approve the meeting minutes, and the motion was seconded by Mr. Paul Jaquith. The October 21, 2020 meeting minutes were unanimously approved.

#### II. Utilization Management Reports

Ms. Elida Segrera reported that modifications will be made to the UM reports so that more useful information is captured and shared during meetings. The updated reports will be ready for review for the meeting in January 2021.

### **III. CEO Updates**

- Ms. Silvia Quintana introduced Tomorrow's Rainbow, which is a potential provider being considered for the network. Tomorrow's Rainbow works in Equine Therapy which focuses on evidence based practices to help children and young adults process trauma. They have gone through prequalification, met eligibility criteria, and will be presented to the Board for approval to join the provider network.
- Ms. Quintana reported that an Executive Order from the President states that federal grants cannot participate in certain trainings. The order is currently being reviewed to ensure the network is in compliance. A copy of the order will be forwarded to providers.
- Ms. Quintana recommended that providers advocate for a LBC meeting to be scheduled in order to review the \$23 million federal block grant.

### **IV. Suicide Collaborative**

- Ms. Lois Simpson announced that the next Advisory Council meeting will be held on December 9, 2020. The Year End Report will be presented during this meeting.
- The Zero Suicide Broward Initiative Work Group met and approved the virtual organizational Self Study Survey that will be sent to providers. Providers that are being targeted are from BBHC, Broward County, Children Services Council, and the United Way. The surveys need to be completed by the end of the year. Although Ms. Lois Simpson has resigned, she will finish her work with the Zero Suicide Collaborative until the first week in January 2021.

### **V. Provider Advisory Council**

Mr. Paul Jaquith provided an update from the 65 D30 Regulations Subcommittee. Providers that are licensed under substance abuse standards were encouraged to renew their licenses as soon as possible, since the process is arduous and requires follow up and tracking.

### **VI. Consumer Advisory Council Report**

No update was provided. Ms. Silvia Quintana introduced the COVID-19 Emergency Grant, which is a program that was started by South Florida Wellness Network. The program offers services to people with mental health and substance use disorders who have been impacted by the pandemic.

### **VII. Centralized Receiving System Report/Presentation**

Ms. Elizabeth Gelpi reported that there has been an increase in utilization of services. Providers are operating under the CDC guidelines during the pandemic. She reiterated that Henderson will be hosting the CIT meeting next week, and ten officers will be present.

### **VIII. BRHPC Forensic Reports**

Ms. Elida Segrera stated that the report shows patients that have been enrolled in competency restoration, the number of reevaluations that have been completed, and a tally of where each patient is going in terms of adjudications.

- An update was given regarding the Post Arrest Diversion program. There are individuals who were discharged from the program last month, and there are individuals still enrolled in the program. The program will be suspended and remodeled for the coming year.

**IX. Public Comments**

- Ms. Silvia Quintana stated that Ms. Kimm Campbell offered to assist providers in need of PPE, and will inquire with DCF and Broward County to provide resources. Ms. Elida Segrera has compiled a list of needs for the network.

**X. Adjournment**

- This meeting adjourned at 10:03 a.m.

**Next Meeting:**

**January 20, 2021 via Virtual Meeting - Microsoft Teams**

**or**

**Or BBHC's Office, 3521 W. Broward Blvd., Lauderdale, FL (Suite 206)**

**Data/Outcome Measures (monthly/Inception)**

⊗ All data is specific to the Centralized Receiving Center, except for Total # served, which includes the Drop-Off Sites ⊗

<b>*Total # served:</b>	<u>573/22,548</u>	# Memorial Served:	<u>112/5,122</u>	# Served by BARC :	<u>5/215</u>	# Served by CSU:	<u>5/234</u>
# served at CRC:	<u>451/16,977</u>	# seen at Comm. Court:	<u>0/153</u>	Hosp. Diversion Rate:	<u>96%/96%</u>	% of clients linked to Community Resources:	<u>99%/99%</u>
# of SOAR Apps:	<u>2/327</u>	# of MOU (FY):	<u>0</u>	# of SPDAT:	<u>11/1,661</u>	% of LEO processed in < 10 mins :	<u>92%/98%</u>
# of HCH Opioid Referrals:	<u>4/224</u>	Estimated savings to the Legal System:	<u>~\$7.2 Mil</u>	Estimated savings to the BH System:	<u>~\$26.3 Mil</u>		

\*\* Estimated savings to the legal system (info provided Lt. Colonel J. Reyes): average bed day cost is \$143.43/day: 1,285 x 143.43= \$184,307.55. ALOS is 39 days for general inmate population; it tends to be longer for mental health so this is a very conservative estimate: \$184,307.55 x 39= **\$7,187,994.45**.

\*\*\* Estimated savings to the BH System(YTD): \$10,000 average cost per psych hosp. stay. 2,632 x 10,000= **\$26,320,000**

**Community Education/Outreach\***

Community Presentation/ Collaborative Meetings :	<u>1</u>	Attempted Contacts :	<u>0</u>	LE Education/ Roll Calls :	<u>0</u>
---	----------	----------------------	----------	-------------------------------	----------

\* Due to the severity of the COVID-19 pandemic and its social and economic impacts, all meetings and presentations have been canceled to help protect the health and safety of those involved.

**LE Education/Roll Calls:**

**Community Presentation/Collaborative Meetings:** Hosted CIT

**Scheduled:** Pending

**Referral Sources (monthly/Inception)**

Law Enforcement:	<u>14/1,285</u>	Hospital:	<u>46/2,632</u>	Walk-In:	<u>350/12,010</u>	BARC:	<u>5/451</u>	Other:	<u>36/599</u>
------------------	-----------------	-----------	-----------------	----------	-------------------	-------	--------------	--------	---------------

## Breakdown

### Referral Sources (monthly/Inception)

#### Hospitals:

BH-BG	4/455	HBH-CSU	0/41	Memorial Reg.	2/842
BH-IPMC	6/153	UPH	10/175	MRH-Pemb	0/5
BH-North	2/33	Plantation	1/76	MRH-Miramar	0/5
FMC	7/255	Westside Reg.	0/5	MRH-West	0/2
FT. Laud	5/255	Cleveland	0/1	MRH-South	0/11
Holy Cross	2/34	BARC	0/190	Coral Spgs	0/4
Larkin	3/51	Northwest	0/5	Out of County	4/34

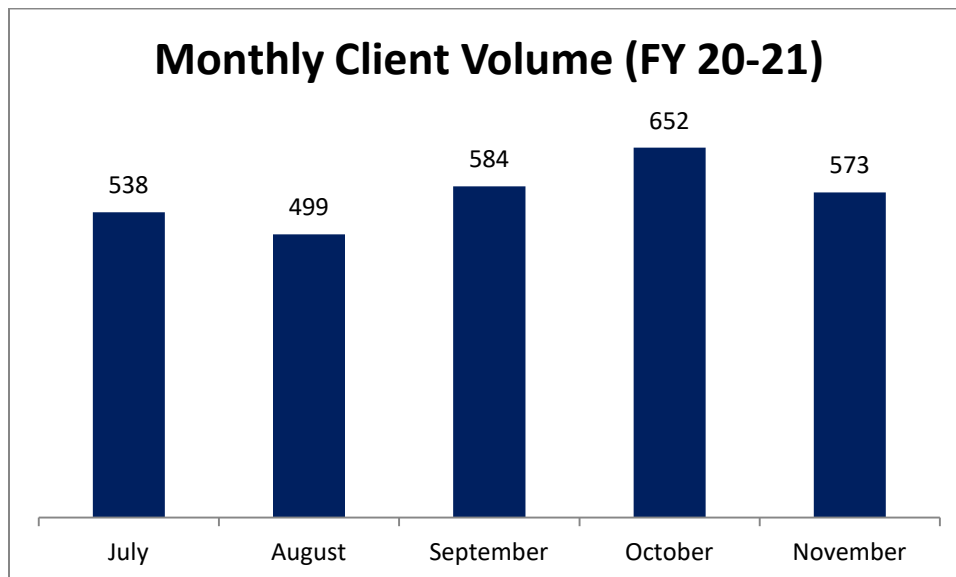
#### Law Enforcement:

Ft. Laud	4/388	Wilton Manors	0/12	Coral Springs	0/42
BSO	3/579	Hallandale	0/14	Coconut Creek	2/15
Margate	5/52	Hollywood	0/14	Davie	0/16
Plantation	0/29	Sunrise	0/31	Miramar	0/3
Lauderhill	0/83	Pemb. Pines	0/1	Seminole	0/3

#### BSO Breakdown:

Airport	0/3	Laud by Sea	0/7	Pompano Bch	0/67
Coop. City	0/6	L. Lakes	1/91	Port Everglades	0/1
Court	0/2	N. Lauderdale	0/14	Tamarac	2/54
Dania	0/9	Oak Park	0/25	Unincorp.	0/28
Deerfield	0/13	Parkland	0/0	Weston	0/3
Jail	0/200	Pemb. Park	0/1		

### Monthly Client Volume (FY 20-21)



Recovery Oriented System of Care Meeting  
CRS Report – December 2020

*Data/Outcome Measures (monthly/Inception)*

⊗ All data is specific to the Centralized Receiving Center, except for Total # served, which includes the Drop-Off Sites ⊗

<b>*Total # served:</b>	<u>613/23,161</u>	<b># Memorial Served:</b>	<u>153/5,275</u>	<b># Served by BARC :</b>	<u>9/224</u>	<b># Served by CSU:</b>	<u>2/236</u>
<b># served at CRC:</b>	<u>449/17,426</u>	<b># seen at Comm. Court:</b>	<u>5/158</u>	<b>Hosp. Diversion Rate:</b>	<u>97%/96%</u>	<b>% of clients linked to Community Resources:</b>	<u>99%/99%</u>
<b># of SOAR Apps:</b>	<u>5/332</u>	<b># of MOU (FY):</b>	<u>0</u>	<b># of SPDAT:</b>	<u>9/1,670</u>	<b>% of LEO processed in &lt; 10 mins :</b>	<u>100%/99%</u>
<b># of HCH Opioid Referrals:</b>	<u>0/224</u>	<b>Estimated savings to the Legal System:</b>	<u>~\$7.2 Mil</u>	<b>Estimated savings to the BH System:</b>	<u>~\$26.8 Mil</u>		

\*\* Estimated savings to the legal system (info provided Lt. Colonel J. Reyes): average bed day cost is \$143.43/day: 1,295 x 143.43= \$185,741.85. ALOS is 39 days for general inmate population; it tends to be longer for mental health so this is a very conservative estimate: \$185,741.85 x 39= **\$7,243,932.15.**

\*\*\* Estimated savings to the BH System(YTD): \$10,000 average cost per psych hosp. stay. 2,681 x 10,000= **\$26,810,000**

*Community Education/Outreach\**

<b>Community Presentation/ Collaborative Meetings :</b>	<u>0</u>	<b>Attempted Contacts:</b>	<u>0</u>	<b>LE Education/ Roll Calls:</b>	<u>0</u>
---	----------	----------------------------	----------	----------------------------------	----------

\* Due to the severity of the COVID-19 pandemic and its social and economic impacts, all meetings and presentations have been canceled to help protect the health and safety of those involved.

**LE Education/Roll Calls:**

**Community Presentation/Collaborative Meetings:**

**Scheduled:** Pending

*Referral Sources (monthly/Inception)*

<b>Law Enforcement:</b>	<u>6/1,291</u>	<b>Hospital:</b>	<u>49/2,681</u>	<b>Walk-In:</b>	<u>351/12,361</u>	<b>BARC:</b>	<u>10/461</u>	<b>Other:</b>	<u>33/632</u>
-------------------------	----------------	------------------	-----------------	-----------------	-------------------	--------------	---------------	---------------	---------------

## Breakdown

### Referral Sources (monthly/Inception)

#### Hospitals:

BH-BG	5/460	HBH-CSU	2/43	Memorial Reg.	7/849
BH-IPMC	6/159	UPH	8/183	MRH-Pemb	0/5
BH-North	0/33	Plantation	2/78	MRH-Miramar	0/5
FMC	12/267	Westside Reg.	0/5	MRH-West	0/2
FT. Laud	3/258	Cleveland	0/1	MRH-South	0/11
Holy Cross	0/34	BARC	0/190	Coral Spgs	0/4
Larkin	0/51	Northwest	0/5	Out of County	4/38

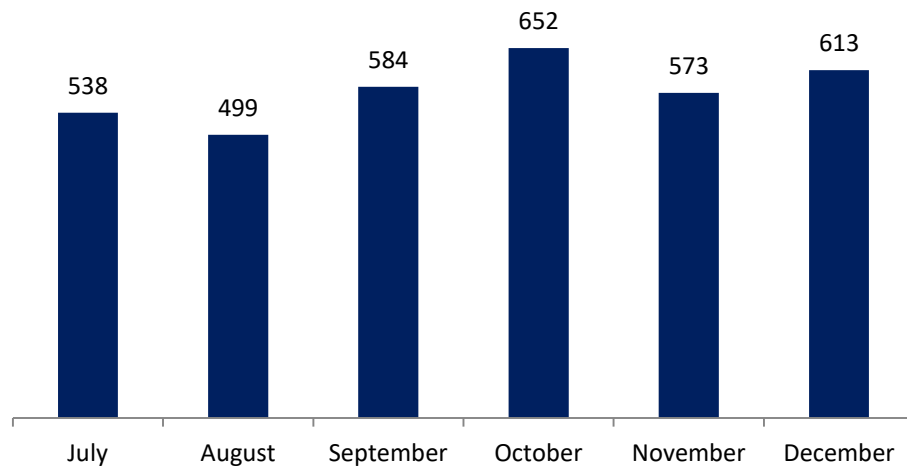
#### Law Enforcement:

Ft. Laud	2/390	Wilton Manors	0/12	Coral Springs	0/42
BSO	2/581	Hallandale	0/14	Coconut Creek	0/15
Margate	0/52	Hollywood	1/15	Davie	1/17
Plantation	0/29	Sunrise	0/31	Miramar	0/3
Lauderhill	0/83	Pemb. Pines	0/1	Seminole	0/3

#### BSO Breakdown:

Airport	0/3	Laud by Sea	0/7	Pompano Bch	0/67
Coop. City	0/6	L. Lakes	0/91	Port Everglades	0/1
Court	0/2	N. Lauderdale	0/14	Tamarac	0/54
Dania	0/9	Oak Park	0/25	Unincorp.	0/28
Deerfield	0/13	Parkland	0/0	Weston	0/3
Jail	2/202	Pemb. Park	0/1		

### Monthly Client Volume (FY 20-21)





**BARC Detox Report**

Month: Jan-21

	January	February	March	April	May	June
<b>Access Data</b>						
Number of calls for appointments	415					
Appointment within 24hrs (%)	58%					
Appointment within within 72 hrs (%)	34%					
Appointment within more than 72 hrs. (%)	8%					
Appointments over 24 hrs. due to client preference(%)	6%					
no shows (%)						
<b>Admission Data</b>						
Clients Evaluated for Detox	267					
Clients met Criteria for Detox	263					
Client admitted to Detox	97					
Clients receiving interim-stabilization services not admitted	147					
Clients sent to 911	3					
Clients referred to alternative facility	5					
Clients admitted to MAT	11					
Clients - Refused Beds	0					
	<b>Alcohol</b>	<b>Opiates</b>	<b>Cocaine</b>	<b>Methamph</b>	<b>Other</b>	
Primary SA upon admission to DETOX						
Secondary SA Upon Admission <i>(if applicable)</i>						
	<b>January</b>	<b>February</b>	<b>March</b>	<b>April</b>	<b>May</b>	<b>June</b>
<b>DETOX Discharge Data</b>						
Successfully completion of program						
Number of client discharged to lower level care within BARC						
Number of client discharged with linkage to community						
Number of clients not linked to any service						
Discharged not successfully completed treatment. <i>(Discharged with guidance &amp; provided NARCAN)</i>						

## CRS Quarterly Report October – December 2020

### *Data/Outcome Measures*

⊗ *All data is specific to the Centralized Receiving Center, except for Total # served, which includes the Drop-Off Sites* ⊗

<b>*Total # served:</b>	<u>1,830</u>	# Memorial Referred:	<u>383</u>	# Referred by BARC :	<u>17</u>	# Referred by CSU:	<u>13</u>
# served at CRC:	<u>1,417</u>	Hosp. Diversion Rate:	<u>97%</u>	% of clients linked to Community Resources:	<u>99%</u>	% of LEO processed in < 10 mins :	<u>100%</u>
# of SOAR Apps:	<u>15</u>	# of MOU (FY):	<u>0</u>	# of SPDAT:	<u>34</u>	# of HCH Opioid Referrals:	<u>7</u>
Estimated savings to the BH System***:	<u>~\$1.3 Mil</u>	Estimated savings to the Legal System**:	<u>~\$157,000</u>				

\*\* Estimated savings to the legal system (info provided Lt. Colonel J. Reyes): average bed day cost is \$143.43/day: 28 X \$143.43 = \$4,016.04. ALOS is 39 days for general inmate population; it tends to be longer for mental health so this is a very conservative estimate: \$4,016.04 X 39 days = **\$156,625.56**

\*\*\* Estimated savings to the BH System(YTD): \$10,000 average cost per psych hosp. stay. 133 X \$10,000= **\$1,330,000**

### *Referral Sources*

Law Enforcement:	<u>28</u>	Hospital:	<u>133</u>	Walk-In:	<u>1,125</u>	BARC:	<u>24</u>	Other:	<u>107</u>
------------------	-----------	-----------	------------	----------	--------------	-------	-----------	--------	------------

**Data/Outcome Measures****Performance Measure #1**

Reduce drop off processing time by law enforcement officers for admission to crisis services.

Goal: There will be less than a 10 minute turnaround time for at least 85% of transports to the CRC.

Outcome: **100%**

**Performance Measure #2**

Increase participant access to community-based behavioral health services after referral.

Goal: 75% of persons presenting to CRC will be linked to community-based behavioral health services.

Outcome: **99%**

**Performance Measure #3**

Reduce numbers of individuals admitted to a state mental health treatment facility through improved services and care coordination.

Goal: Broward County will experience a minimum 5% reduction in the number of residents being admitted to a state mental health treatment facility.

Outcome: Not Applicable

**Performance Measure #4**

Increase the number of partnerships formed as demonstrated by formal Memoranda of Understanding/Letters of Commitment, including partnerships about the exchange of information and data related to the target population.

Goal: Two (2) additional partnerships will be formed annually to benefit program participants, as measured by Memoranda of Understanding/Letters of Commitment.

Outcome: 0 partnerships have been completed for the fiscal year. Due to the COVID pandemic, outreach and coordination with community resources has been extremely limited.

**Performance Measure #5**

Increase the number of benefit applications submitted by the CRS Benefit Specialists.

Goal: One hundred (100) Benefit applications will be submitted annually to the SSA utilizing the SOAR process.

Outcome: 15 SOAR applications were submitted this Quarter with a total of 35 SOAR applications submitted this fiscal year. Due to the COVID pandemic, the Centralized Receiving Center saw a marked decrease in the number of individuals requiring services. As a result, SOAR applications also decreased causing us to fall behind on this outcome.

## **Broward Behavioral Health Coalition, Inc. Proposed CARES Act Funding Allocation**

DCF had a meeting to distribute CARES ACT funding to the network based on subject matter experts' input and need. Below is a summary of the expected funds.

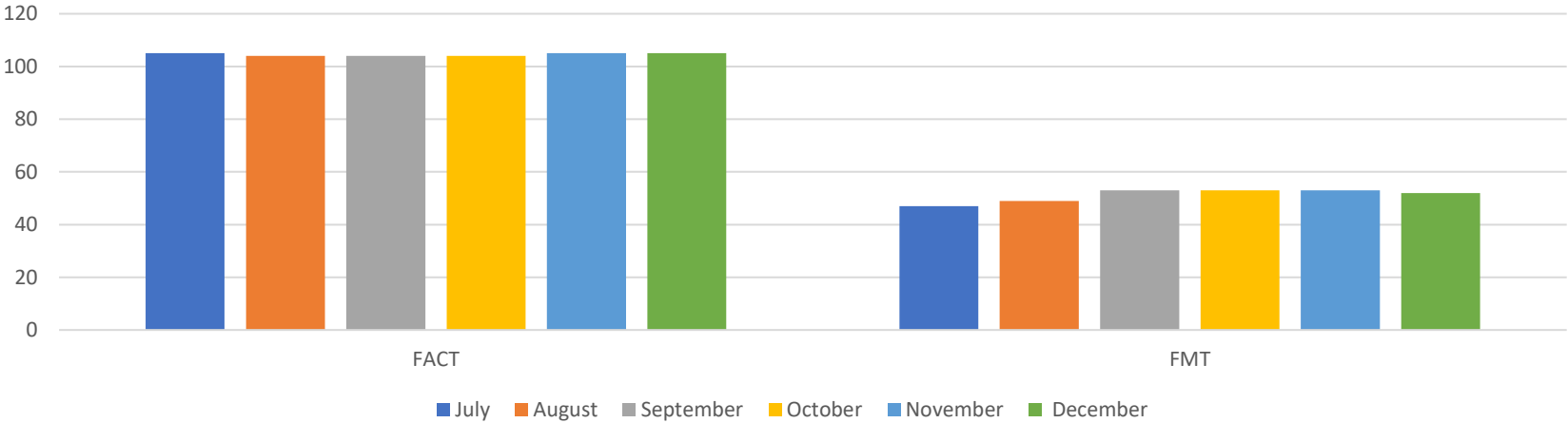
1. **Community Action Treatment (CAT) Teams:** Expand CAT  
**\$250,000**
  
2. **Neonatal Abstinence Syndrome (NAS) or Substance Exposed Newborn (SEN):** Establish Care Coordination, housing, employment, and peer-support programs for families with babies with NAS or SEN within each of the Managing Entity (ME) regions.  
**\$300,000**
  
3. **Care Coordination:** Increase the role of care coordination as it relates to adults, children, and parents in the child welfare system with behavioral health needs as well as those patients being discharged from Baker Act facilities, Emergency Rooms or jail discharges for those adults and children who do not qualify for FACT or CAT team services.  
**\$500,000**
  
4. **Wraparound Certification Training:** Funding would provide training to expand CAT like services across the state as well as allow providers to bill Medicaid.  
**\$10,000**
  
5. **211:** Expand 211 coverage to improve access to care and divert families from the child welfare system and Economic Self-Sufficiency dependency.  
**\$83,334** (Funds will for to First Call for Help of Broward, Inc. dba 2-1-1 Broward)

## BBHC Utilization Report -- Special initiatives

November & December 2020

Provider	Total # of Slots	Admissions	Discharges	Total in Care	% Utilized
<b>FACT</b> (FL Assertive Community Treatment)					
Henderson Behavioral Health	105	1	0	105	100%
<b>FMT</b> (Forensic Multi-disciplinary Team)					
Henderson Behavioral Health	50	4	5	52	104%
<b>CCT</b> (Care Coordination Teams)					
Archways:					
Team 1:	15	2	1	15	100%
Team 2:	15	5	2	15	100%
Banyan:					
Team 1:	15	4	3	15	100%
Team 2:	15	4	3	15	100%
Team 3:	15	2	2	15	100%

### FACT & FMT Utilization FY20-21



### Care Coordination Teams Utilization

